





Adding Insult to Injury: Everyday Discrimination Moderates Stressor-Related Negative Affect

Amandeep Kaur, Susan T. Charles, Kristine M. Molina & David M. Almeida


To cite this article: Amandeep Kaur, Susan T. Charles, Kristine M. Molina & David M. Almeida (2024) Adding Insult to Injury: Everyday Discrimination Moderates Stressor-Related Negative Affect, Behavioral Medicine, 50:1, 26-36, DOI: [10.1080/08964289.2022.2092441](https://doi.org/10.1080/08964289.2022.2092441)

To link to this article: <https://doi.org/10.1080/08964289.2022.2092441>

 View supplementary material [↗](#)


 Published online: 14 Jul 2022.

 Submit your article to this journal [↗](#)

 Article views: 386

 View related articles [↗](#)

 View Crossmark data [↗](#)

 Citing articles: 2 View citing articles [↗](#)



Adding Insult to Injury: Everyday Discrimination Moderates Stressor-Related Negative Affect

Amandeep Kaur^a, Susan T. Charles^a, Kristine M. Molina^a and David M. Almeida^b 

^aDepartment of Psychological Science, University of California, Irvine; ^bDepartment of Human Development and Family Studies, The Pennsylvania State University

ABSTRACT

Studies examining the effects of discrimination on emotional well-being have often overlooked (a) differential effects of both everyday and lifetime discrimination and (b) how both types of discrimination may exacerbate stressor-related affect—even when daily stressors are unrelated to discrimination. The current study examined the effects of daily stressors not attributed to discrimination (i.e., nondiscrimination-related daily stressors) on daily negative and positive affect in the presence of either form of discrimination (everyday and lifetime). Participants who completed the second wave of the Survey of Midlife Development in the US (MIDUS-II) and the National Study of Daily Experiences (NSDE-II) answered questionnaires about everyday and lifetime discrimination. Later, they completed daily phone interviews across 8 consecutive days, asking about the nondiscrimination-related daily stressors and the positive and negative affect they had experienced that day. Multilevel model analyses revealed that everyday discrimination was associated with decreased daily positive affect and lifetime discrimination was associated with increased daily negative affect. Moreover, higher frequency of everyday discrimination exacerbated the within-person effects of nondiscriminatory daily stressors on negative affect. Results underscore the importance of considering both independent and synergistic effects of discrimination on daily emotional well-being.

ARTICLE HISTORY

Received 18 August 2021
Revised 20 May 2022
Accepted 16 June 2022

KEYWORDS



Daily affect; daily stressor; everyday discrimination; lifetime discrimination

Introduction

Discrimination, broadly defined, is the differential treatment of members of socially defined groups across a variety of experiences.¹ Patterns of discrimination reflect social hierarchies where those in lower social positions (e.g., racial/ethnic minorities, sexual minorities, aging populations, women) report more discrimination than those in privileged social positions.^{2–5} Discrimination exerts negative consequences for all affected groups, including White people and people of color.^{6,7} A considerable amount of research has documented discrimination's adverse effects on subjective and objective indices of health (for a review, see Lewis et al.).⁸

Paralleling the stress literature, discrimination often has been classified into two broad categories. The stress literature distinguishes between more seemingly minor and frequent stressors, referred to as daily hassles (such as a deadline at work or an argument with

a friend) and stressors that are less frequent and more severe, referred to as major stressful life events (such as a home foreclosure or the death of a family member). Similarly, researchers have distinguished between acts of everyday discrimination (such as being forced to wait longer for services) as types of daily hassles and major lifetime discrimination (such as being denied a job or being fired) to major life event stressors.^{1,8,9} Everyday discrimination refers to devaluation through chronic, daily exposure to socially patterned interpersonal unfair treatment (e.g., disrespect, insults).^{10–13} Lifetime discrimination, in contrast, refers to specific albeit infrequent experiences of maltreatment that are the result of systematic exclusion of individuals from accessing resources including institutions of education (e.g., being denied higher education), employment (e.g., being unfairly fired), and legal systems (e.g., being threatened/harassed by law enforcement).^{12,14} Although less common, lifetime discrimination still occurs with some frequency; a

CONTACT Amandeep Kaur  amandeek@uci.edu  Department of Psychological Science, University of California, Irvine, 4201 Social & Behavioral Sciences Gateway, Irvine, CA 92697, USA

 Supplemental data for this article is available online at <https://doi.org/10.1080/08964289.2022.2092441>.

This article has been republished with minor changes. These changes do not impact the academic content of the article.

© 2022 Taylor & Francis Group, LLC

national study found that 31% of adults reported at least one experience of discrimination during their lifetime, with unfair firing from work being the most common.³

Both everyday and lifetime discrimination are related to lower emotional well-being.^{11,15} Brondolo and colleagues use a social-cognitive framework to explain this process, positing that experiences of discrimination often prompt changes in schemas and threat-related appraisals.¹⁶ Over time, these cognitions can decrease moods, thereby increasing vulnerability to depressive episodes. Changes to cognitions may also shape how individuals attend to and respond to social interactions. For instance, viewing the world as unjust and uncontrollable can lead to hypervigilance, whereby individuals constantly scan their environment and prepare for the potential of harm.¹⁶ Social exclusion and devaluation also elicits a range of negative emotions, including sadness, hopelessness, and anger, but these reactions may be even stronger in people who have altered perceptions of the world as a result of their maltreatment.¹⁷ Everyday discrimination has been related to increased vigilance¹⁸ and to perceptions of greater social exclusion/harassment and social tensions even after adjusting for personality traits.¹⁹ These thoughts and feelings are readily recalled even during interactions not attributed to discrimination.¹⁶

Associations between both lifetime and everyday discrimination and lower well-being, including greater psychological distress and more depressive symptoms,^{2,20–22} and greater anger/hostility^{19,23} are well documented. However, everyday discrimination often has a more consistent and robust relationship with poor mental health when both forms of discrimination are examined together.^{2,24–26} Less research has examined the differential effects of the two types of discrimination on positive affect. Different forms of discrimination (e.g., overt vs. subtle) have been associated with diminished positive affect,^{27–30} but the effects are often less robust than those with negative affect and sometimes even not significant (see Douglass et al.).³⁰

Discrimination may also exacerbate stressor-related affect even when daily stressors are not explicitly attributed to discrimination. The stress sensitization/kindling framework suggests that, over time, constant exposure to stress, such as discrimination, makes a person more sensitive or reactive to subsequent stressors.^{31–33} Consistent with this framework, discrimination is associated with chronic activation of neurobiological systems (e.g., hypothalamic-pituitary-adrenal axis and anterior cingulate cortex). These brain regions are critical for processing

socioemotional information and particularly for perceiving social exclusion. Prolonged activation of these regions lowers the threshold of a stress response (for a review, see Brondolo et al.,¹⁶ Berger and Sarnyai,³⁴ and Berger et al.³⁵). For this reason, enduring greater lifetime and everyday discrimination may make encountering additional daily stressors, even when not attributed to discrimination, more upsetting.³⁶

Studies have demonstrated that prior experiences of discrimination can worsen the effects of stress on emotional well-being. For example, among African American mothers, experiences of racial discrimination exacerbated the effects of stressor pileup (i.e., negative life events, including legal issues, illness/injuries, marital problems, as well as financial and job stressors) on psychological distress³⁷ and decreased relationship well-being (i.e., marital satisfaction, stability, warmth, and hostility) on psychological functioning (i.e., distress and anxiety symptoms).³⁸ Further, in a racially diverse community sample, greater lifetime ethnic discrimination was associated with increased daily reports of anger in the presence of routine social interactions.¹⁹

The current study addresses gaps in the existing literature by (a) examining how two types of discrimination (i.e., lifetime and everyday discrimination) are each uniquely associated with daily negative and positive affect and (b) whether each type of discrimination exacerbates the association between daily nondiscrimination-related stressors and affect. To our knowledge, no other study has examined how experiences of lifetime and everyday discrimination, together in one model, relate to daily affective states. We hypothesize that both types of discrimination are uniquely associated with increased daily negative affect and decreased positive affect. We further hypothesize that discrimination moderates the association between nondiscrimination-related daily stressors and affect, consistent with models of stress sensitization. We expect, however, that everyday discrimination will have a more consistent and robust association with affective states than lifetime discrimination, consistent with prior literature.^{24–26}

Methods

Sample and procedures

Data were obtained from the second survey of Midlife Development in the United States (MIDUS-II; $N=4,963$), a national longitudinal survey study assessing psychosocial processes and health across adulthood.³⁹ The MIDUS included a subsample from

Milwaukee County, Wisconsin ($N=592$), to increase representation of African Americans.⁴⁰ A subset of participants ($N=2,022$) also completed the National Study of Daily Experiences (NSDE-II), a substudy of MIDUS-II that consists of daily telephone interviews across 8 consecutive days where people are asked about the events of their day (e.g., stressful experiences, daily emotions).⁴¹ The analytic sample included those who participated in both MIDUS-II and NSDE-II. In addition, given the small number of Latinx respondents (only 60 people), we excluded them from the analyses, leaving only non-Hispanic White and non-Hispanic Black participants. A full description of the study is available at <http://www.midus.wisc.edu/>. Secondary data analysis for the present study was deemed exempt from the institutional review board approval.

Comparing respondents who participated in the NSDE-II ($N=2,022$; daily diaries = 16,176) and those who only participated in the MIDUS-II ($N=3,533$) survey, significant sociodemographic differences between the two groups were observed for race/ethnicity, sex, marital status, age, education, work status, and neuroticism (all $ps < .05$). There were no differences in household income and chronic illness or in levels of lifetime and everyday discrimination.

Measures

Measures described below are from both the MIDUS-II (person-level variables) survey and the daily diary study of the NSDE-II (day-level variables).

Person-level variables

Lifetime discrimination. The 11-item subscale of the Perceived Discrimination Scale¹² assesses acute, major discriminatory events occurring over the life course across various life domains. Participants are asked how many times in their lives they have encountered discrimination for each of the 11 events. Sample items include being discouraged by a teacher or advisor from seeking higher education; not being hired for a job; being prevented from renting or buying a home in the neighborhood you wanted; and being hassled by the police. Across the 11 events, the average number of encounters was 5.33 ($SD=37.12$), with a range between 0 (no incidents) and 1,009 encounters. Given that results are highly skewed (e.g., one person reported 1,009 instances when summed across the 11 items), we instead summed across the number of items that were endorsed at least once regardless of number of times, for a possible score ranging from

0 to 11. This scoring method for this scale has been validated and used in previous studies examining lifetime discrimination.^{12,14,42} Higher scores indicated greater counts of lifetime discrimination ($\alpha = .88$).

Everyday discrimination. The 9-item everyday discrimination subscale of the Perceived Discrimination Scale¹² assesses how frequently on a day-to-day basis respondents experience instances of unfair treatment. Sample items include being treated with less courtesy than other people; receiving poorer service than other people at restaurants or stores; people acting as if they are afraid of you; and being called names or insulted. Response options range from 1 (often) to 4 (never). Responses were reverse-coded and summed, with higher scores reflecting greater frequency of everyday discrimination ($\alpha = .92$). A follow-up item asks participants about the main reason for these experiences (e.g., race, ethnicity, gender, age, sexual orientation).

Day-level variables

Daily stressors. The Daily Inventory of Stressful Events⁴³ was used to assess nondiscrimination-related daily stressors during the daily diary phone interview over the course of 8 days. Participants were asked whether they experienced any of the six stressors on a given day. Sample items include the following: “Did you have an argument or disagreement with anyone since (this time/we spoke) yesterday?” and “Since (this time/we spoke) yesterday, did anything happen at work or school (other than what you already mentioned) that most people would consider stressful?” Participants answered yes or no for each stressor. One item asked participants whether they experienced any race-, sex-, or age-related discrimination in the last 24 hours. Less than 1% of the stressors were related to discrimination. This item was removed, as our focus was on daily stressors not attributed to discrimination. Following procedures used in previous studies,⁴⁴ a dichotomous variable was created to categorize participants as having had experienced any of the stressors (1) or not (0) on each of the 8 days.

Negative and positive affect. Negative and positive affect were assessed using scales developed for the NSDE study.^{45,46} During the daily diary phone interview, participants indicated on a 5-item Likert scale ranging from 0 (none of the time) to 4 (all of the time) how much of the time they experienced each of 27 emotions (14 negative and 13 positive) during the last 24-hour period. Sample negative

emotion items included nervous, so sad nothing could cheer you up, hopeless, lonely, ashamed, and upset. The within-person and between-person reliability for these items was .77 and .97, respectively.⁴⁷ Sample positive items included the following: in good spirits, cheerful, calm and peaceful, full of life, like you belong, and confident. Items were averaged across negative and positive affect for each of the 8 days. The within-person and between-person reliability for these items was .86 and .99, respectively.⁴⁷ Given the moderate correlations between positive and negative affect, we adjust for the other affective outcome in each model (e.g., in the model where negative affect is the outcome, we adjust for positive affect).

Covariates

The present study adjusted for several sociodemographic variables known to be associated with affect, stressor occurrence, or discrimination, including age (years), sex (male/female), marital status (married; separated/divorced/widowed; never married), race/ethnicity (non-Hispanic White; non-Hispanic Black/African American), education (ranging from no school/some grade school to doctorate/professional degree), and current work status (employed/unemployed). The household income, including wages, pension, social security, and other governmental assistance, was converted into a *Z* score. Because prior research documents positive associations between negative affect and both chronic illness^{48,49} and neuroticism,^{50,51} we also adjusted for these covariates. Participants indicated whether they had a chronic illness (yes/no). Neuroticism was measured using a scale developed for the MIDUS where respondents were asked how much the following adjectives described them on a scale of 1 (not at all) to 4 (a lot): moody, nervous, worrying, and calm (reverse-coded; $\alpha = .74$).⁵² Items were summed, where higher scores reflect greater levels of neuroticism. Mean substitution was used for the following continuous covariates that were missing data: household income ($n = 113$) and neuroticism ($n = 80$). Mean substitution procedure performs similarly to other methods for handling missing data (e.g., imputations) when less than 10% of data are missing on a variable.⁵³ For the race/ethnicity variable, an additional category was created for the missing data ($n = 132$), which resulted in three categories (i.e., non-Hispanic White; non-Hispanic Black/African American; refused to state). This variable was used in the main analyses. We used the original variables

(i.e., non-Hispanic White; non-Hispanic Black/African American) for the supplementary analyses examining interactions with race/ethnicity.

Analytic strategy

Intraclass correlations were calculated to determine the extent to which daily negative and daily positive affect were clustered differentially within and between people. Slightly more than half (55%) of the variance in daily negative affect was between people (and 45% of the variance in daily negative affect was within people). Similarly, 76% of the variance in daily positive affect was between people (and 24% of the variance in daily positive affect was within people), revealing sufficient variance at the daily level for multilevel modeling (MLM).

To examine how the occurrence of a stressor is related to daily affect and how this may be exacerbated by higher levels of discrimination, we performed MLM for continuous outcomes using Proc Mixed in SAS.⁵⁴ An annotated equation for the final model is provided in the [supplemental material](#). We used separate models to examine negative and positive affect. All continuous predictors were mean-centered to reduce multicollinearity. All models adjusted for covariates, as described in the Measures section.

To test for the extent to which discrimination (lifetime and everyday) shaped the direction or strength of the association between occurrence of daily stressors and each affective outcome (i.e., moderation effect), we included interaction terms between each discrimination measure and the nondiscrimination-related daily stress variable (i.e., occurrence of daily stressors \times lifetime discrimination; occurrence of daily stressors \times everyday discrimination).

Results

Descriptive statistics

Table 1 includes characteristics of sociodemographic and main study variables for the participants who compose the analytic sample ($N = 2,022$; daily diaries = 16,176). Participants were primarily non-Hispanic White (82%, $n = 1,167$). Participants, on average, experienced at least one stressor on 40% of the daily diary days. On average, participants reported experiencing positive affect on nearly all days and negative affect on over half (56%) of the daily diary days. More than half (57%) of the participants reported experiencing at least some everyday discrimination, and among the

Table 1. Descriptive statistics for covariates and key study variables ($N=2,022$).

		Total sample		Missing data
		N	%	%
Sex				0.0%
	Female	1,157	57.2%	
	Male	865	42.8%	
Race				6.5%
	Non-Hispanic White	1,667	82.4%	
	Non-Hispanic Black	223	11.0%	
Education				0.2%
	Some high school or less	128	6.3%	
	High school graduate/GED	501	24.8%	
	Some college	472	23.3%	
	College graduate	538	26.6%	
	Graduate school and beyond	379	18.7%	
Marital status				0.1%
	Married	1,387	68.6%	
	Widowed/separated or divorced	454	22.5%	
	Never married	179	8.9%	
Work status				0.3%
	Employed	1,012	49.7%	
	Unemployed	1,004	50.0%	
Chronic illness				3.3%
	Yes	1,540	76.2%	
	No	415	20.5%	
	M (range)		SD	
	Age, years	56.25 (33–84)	12.20	0.0%
	Household income	\$67,434.63 (\$0–300 K)	\$57,119.04	5.6%
	Neuroticism	2.05 (1–4)	0.63	4.0%
	Average number of stressors	0.53 (0–4)	0.47	0.0%
	Daily stressor*	38.8%	0.00	7.9%
	Lifetime discrimination	1.07 (0–11)	1.77	6.0%
	Everyday discrimination	12.92 (9–34)	4.70	4.3%
	Negative affect	0.19 (0–3.5)	0.32	7.9%
	Positive affect	2.74 (0–4)	0.79	7.9%

Note. * For daily stressor (i.e., daily stress exposure across 8 days), proportion and standard error are reported. Missing data for daily stressor, negative affect, and positive affect are on individual days across all participants. There is no missingness for average number of stressors as there were no participants missing data on daily stressor across all days.

Table 2. Correlations among key study variables.

	1	2	3	4
1. Everyday discrimination	–			
2. Lifetime discrimination	.46	–		
3. Daily stressor (at least one stressor across 8 days)	.08	.08	–	
4. Positive affect	–.19	–.09	–.21	–
5. Negative affect	.18	.15	.35	–.49

Note. Pearson product-moment correlation coefficients are reported for correlations between continuous variables. Point-biserial correlation coefficients are reported for correlations between continuous and dichotomous variables. The reference group for daily stressor variables is 0 (i.e., did not endorse any stressor across the 8 days).

All coefficients are significant at $p < .001$.

71% of those who specified the reason for this unfair treatment, they mentioned such aspects as race, ethnicity, gender, age, religion, height/weight, appearance, disability, sexual orientation, and other. Among those reporting everyday discrimination, 37% reported one main reason, whereas 34% reported two or more reasons. For participants who reported only one reason for unfair treatment, gender (23%) was most often endorsed. Everyday and lifetime discrimination were moderately correlated with one another ($r = .46$), and higher levels of each were related to greater negative affect and lower positive affect (see Table 2 for correlations among key study variables).

MLM: Predicting daily negative and positive affect

Negative affect

Table 3 reports the results from MLM with negative affect as the outcome. The model with just the main effects revealed that only lifetime discrimination ($\gamma = .008$; SE = .003; 95% confidence interval [CI], .002–.014; $p < .01$) but not everyday discrimination was associated with greater daily negative affect. In addition, nondiscrimination-related daily stressor occurrence ($\gamma = .137$; SE = .005; 95% CI, .127–.147; $p < .001$) was also associated with greater daily negative affect.

Table 3. Parameter estimates for negative affect and interactions between occurrence of daily stressors and discrimination types ($N = 1,878$).

Variables		Estimate (SE)	95% CI	
			LB	UB
Fixed effects				
	Intercept	.133 (.027)***	.080	.186
Main effects	Everyday discrimination	-.003 (.001)*	-.005	.000
	Lifetime discrimination	.007 (.003)*	.000	.014
	Daily stressor (at least one stressor on each of 8 days)	.137 (.005)***	.127	.146
Interactions	Daily stressor* everyday discrimination <AQ: Please clarify "Daily stressor* everyday discrimination"---should this be "Daily stressor×everyday discrimination"?>	.006 (.001)***	.004	.008
	Daily stressor* lifetime discrimination <AQ: Please clarify "Daily stressor* lifetime discrimination"---should this be "Daily stressor×lifetime discrimination"?>	.003 (.003)	-.003	.009
Covariates	Average number of stressors	.112 (.011)***	.090	.134
	Sex (male)	-.004 (.010)	-.230	.015
	Race (non-Hispanic White)	-.011 (.018)	-.047	.025
	Race (non-Hispanic Black)	.049 (.023)*	.004	.094
	Age	.000 (.000)	-.001	-.001
	Education	-.009 (.002)***	-.013	-.005
	Household income	-.006 (.005)	-.016	.004
	Chronic illness (yes)	-.012 (.012)	-.034	.011
	Work status (employed)	-.026 (.010)*	-.460	-.005
	Married	-.26 (.017)	-.060	.007
	Separated/divorced/widowed	-.002 (.019)	-.038	.035
	Neuroticism	.047 (.008)***	.032	.063
	Positive affect	-.181 (.004)***	-.188	-.173
Random effects				
	Intercept	.028 (.001)***		20.73
	Daily stressor (at least one stressor on each of 8 days)	.007 (.001)***		10.06
	Residual	.037 (.001)***		71.26

Note. All estimates are standardized.

SE = standard error; CI = confidence interval; LB = lower bound; UB = upper bound.

* $p < .05$; ** $p < .01$; *** $p < .001$.

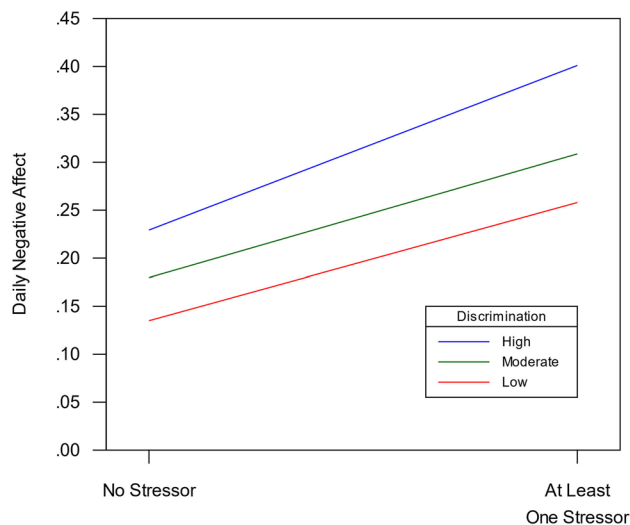


Figure 1. Daily negative affect as a function of everyday discrimination and occurrence of daily stressors.

In the model testing whether discrimination moderated the effects of daily stressors on negative affect, we found a significant result only for the interaction between daily stressor and everyday discrimination ($\gamma = .006$; $SE = .001$; 95% CI, .004–.009; $p < .001$). To unpack this interaction, we plotted the simple slopes at low (everyday discrimination = 9 or no

discrimination), moderate (everyday discrimination greater than 9 but less than 16), and high (everyday discrimination greater than 16) values of the moderator. All simple slopes were significantly different than 0 ($p < .001$; see Figure 1 for interaction plot).

Positive affect

Table 4 reports results from MLM with positive affect as the outcome. The model with only main effects revealed a significant negative association with everyday discrimination ($\gamma = -.012$; $SE = .003$; 95% CI, $-.018$ to $-.005$; $p < .01$), but not lifetime discrimination. Daily stressor occurrence ($\gamma = -.034$; $SE = .008$; 95% CI, $-.051$ to $-.018$; $p < .001$) was also negatively associated with daily positive affect. Interactions between occurrence of a daily stressor and discrimination (of either type) were not significant.

Supplementary analyses

We examined whether lifetime discrimination was significantly associated with daily positive affect in our model with just the main effects if we removed the effects of everyday discrimination. However, lifetime discrimination was still not significantly related to daily positive affect ($p > .68$).

Table 4. Parameter estimates for positive affect and interactions between occurrence of daily stressors and discrimination types ($N = 1,878$).

Variables	Estimate (SE)	95% CI	
		LB	UB
Fixed effects			
Intercept	2.930 (.080)***	2.773	3.088
Main effects			
Everyday discrimination	-.013 (.004)***	-.020	-.006
Lifetime discrimination	.019 (.010)*	.001	.038
Daily stressor (at least one stressor on each of 8 days)	.034 (.008)***	-.051	-.018
Interactions			
Daily stressor* everyday discrimination < AQ: Please clarify "Daily stressor* everyday discrimination"---should this be "Daily stressor × everyday discrimination"? >	.003 (.002)	-.001	.007
Daily stressor* lifetime discrimination < AQ: Please clarify "Daily stressor* lifetime discrimination"---should this be "Daily stressor × lifetime discrimination"? >	-.006 (.005)	-.016	.004
Covariates			
Average number of stressors	-.161 (.033)***	-.225	-.097
Sex (male)	-.089 (.029)**	-.145	-.033
Race (non-Hispanic White)	-.045 (.055)	-.154	.064
Race (non-Hispanic Black)	-.016 (.069)	-.151	.119
Age	.005 (.001)***	.002	.008
Education	-.018 (.006)**	-.030	-.007
Household income	.012 (.016)	-.019	.042
Chronic illness (yes)	-.120 (.035)***	-.188	-.053
Work status (employed)	-.013 (.031)	-.048	.074
Married	.078 (.051)	-.023	.178
Separated/divorced/widowed	.048 (.056)	-.062	.157
Neuroticism	.259 (.023)***	-.305	-.214
Negative affect	-.689 (.015)***	-.718	-.659
Random effects			
	σ	z	
Intercept	.320 (.011)***	27.84	
Daily stressor (at least one stressor on each of 8 days)	.010 (.002)***	5.01	
Residual	.126 (.002)***	72.27	

Note. All estimates are standardized.

SE = standard error; CI = confidence interval; LB = lower bound; UB = upper bound.

* $p < .05$; ** $p < .01$; *** $p < .001$.

Similarly, our aforementioned models found that occurrence of daily stressors by lifetime discrimination interaction was not significantly associated with daily negative affect, so we examined whether this interaction was significant if we removed the occurrence of daily stressors by everyday discrimination interaction. Doing so yielded a significant daily stressor by lifetime discrimination interaction ($\gamma = .010$; $SE = .003$; 95% CI, .004–.015; $p < .01$) in the model with daily negative affect as the outcome.

Moreover, given that prior research finds the effects of discrimination has differential impacts by race/ethnicity,^{55,56} we tested whether race/ethnicity moderated the effects found in our main analyses. We conducted four 3-way interactions: one for each type of discrimination (occurrence of daily stressors × everyday discrimination × race/ethnicity; occurrence of daily stressors × lifetime discrimination × race/ethnicity) with each affective outcome (daily negative; positive affect). However, none of these interactions were significant ($ps > .25$).

Discussion

The present study examined how discrimination was related to positive and negative affect on a given day

and how discrimination exacerbated these within-person daily stress processes among a sample of U.S. adults. In zero-order correlations, both types of discrimination were significantly associated with greater negative affect and lower positive affect. In the full models where both types of discrimination were entered together, results only partially supported our hypotheses. Lifetime discrimination was associated with higher daily negative affect but had no unique association with positive affect. Everyday discrimination was associated with lower positive affect. Everyday discrimination also moderated stressor-related affect.

Consistent with our second hypothesis, we found a synergistic effect for everyday discrimination and daily stress on negative affect. Specifically, everyday discrimination strengthened the association between occurrence of a daily stressor and negative affect. The social cognitive framework of racism offers support for our findings that greater frequency of everyday discrimination exacerbates the effects of nondiscrimination-based daily stressors on negative affect. This framework posits that experiences of discrimination evoke feelings of worthlessness and hopelessness, a diminished sense of purpose, and less self-acceptance. Our finding is

consistent with this model and the stress-sensitivity hypothesis, whereby constant experiences of discrimination in daily life may sensitize people to react more strongly to stressors, even when they are not explicitly related to discrimination.

In addition, this finding is similar to prior empirical studies that demonstrate that discrimination moderates the association between life stressors (e.g., financial, legal, and marital functioning) and psychological well-being.^{37,38} Our findings are also in line with stress sensitization theory.³² This may be especially the case in the context of everyday discrimination, given its chronic and ambiguous nature. Prior research suggests that more chronic and ambiguous forms of discrimination have greater cognitive costs that can drain regulatory processes and increase risk for experiencing negative affect.^{16,57} Thus, in the context of routine experiences of unfair treatment and daily stressors, individuals may not have sufficient cognitive resources to cope, thereby resulting in increased daily negative emotions.

Lifetime discrimination did not moderate stressor-related negative affect. Our study did not test underlying mechanisms to explain this pattern of results, but perhaps lifetime discrimination exerts its effect on daily life through its overlap with everyday discrimination. For example, lifetime discrimination is defined by denial of resources and opportunities (e.g., loans, education, promotions), and lower socioeconomic status and financial worries are often related to greater distress.³⁶ Lifetime discrimination may result in daily slights (e.g., being treated rudely by others due to a lack money or education) captured by the daily discrimination measure. Moreover, lifetime discrimination did moderate stressor-related negative affect when we removed the effects of everyday discrimination, which strengthens the hypothesis that the effects of lifetime discrimination may exert themselves through these everyday injustices.

We did not find a main effect of lifetime discrimination on positive affect, even when we removed the main effect of everyday discrimination. Using a system blame perspective, perhaps individuals are more likely to attribute lifetime discrimination to institutional structures and barriers, which can protect from internalizing and ascribing experiences of lifetime discrimination to the self.⁵⁸

Our findings must be interpreted considering some limitations. First, all measures were self-reported and thus are susceptible to recall and social desirability bias. Future studies should assess daily discrimination in “real time” using ecological momentary assessment methods and include objective measures of

discrimination and daily stressors to minimize reporting bias and increase ecological validity.^{59,60} Second, we did not examine the source of daily stressors in the study, and individuals may be more sensitive to the effects of discrimination when they encounter specific types of daily stressors. For example, discrimination exacerbated the effects of lower relationship well-being on psychological functioning, but not other stressors (e.g., stressful life events such as financial challenges) among rural African American women³⁸ (see also Wardecker et al.⁶¹). Further, the daily stressors in our study may be indirectly related to discrimination. For instance, prior research documents that the effects of discrimination experiences can spill over to other household members^{62,63} (e.g., parental experiences of workplace discrimination can spill over to parent–child relationships).⁶⁴ Structural racism can also expose racialized groups to harms, such as neighborhood violence and harsh parenting (as reviewed in Brondolo et al.⁶⁵). Although not seemingly racial, gendered, aged, or other, daily stressors could be the result of experiencing unfair treatment in institutional and interpersonal contexts. For instance, someone stating that they were in a disagreement/argument could be referring to a disagreement with a spouse about taking out the trash, but they could also be referring to an argument at a store/restaurant due to unfair treatment. Daily stressors assessed in the study include those related to actual or potential arguments with others, stressful events in the workplace or home, discrimination, stressors within social networks, and other unspecified stressors. Participants reported that very few (less than 1%) of daily stressors were due to race, sex, or age discrimination. However, 89% of all stressors reported occurred across the following domains: interpersonal, work, home, and social networks. These stressors may have arisen as a consequence of racism.

Finally, although data are drawn from a larger national sample, the analytic sample was not nationally representative, and participants were predominately White. Most of the African American participants were from Milwaukee County, Wisconsin, a relatively impoverished and segregated region.⁶⁶ Experiences of African Americans residing in Milwaukee County may not be representative of African Americans residing in less segregated U.S. regions (e.g., Laredo, Texas)^{67,68} or to other racial/ethnic groups. For instance, we excluded Latinx individuals given their low representation in the sample (i.e., about 3% of the sample). In addition, even though our supplementary analyses suggest that racial/ethnic groups appear similarly impacted by discrimination, it could be that insufficient power prevented

us from detecting differences in effects across racial/ethnic groups. Thus, future studies could examine this with more racially/ethnically heterogeneous samples from a range of different communities.

Conclusions

The current study reveals that lifetime and everyday discrimination are differentially associated with emotional well-being and also that everyday discrimination exacerbates negative affect on stressor days. Based on our findings, population-level solutions that increase awareness about and redress discrimination and interventions that help individuals cope with this form of psychosocial stressor may prove particularly effective at reducing emotional stress-reactivity and optimizing stress resilience. For example, Kwate⁶⁹ found that a public health intervention that exposed community residents to racism countermarketing outdoor advertisements was associated with decreased psychological distress three months post-intervention. At the individual level, interventions shown to reduce emotional stress-reactivity and promote positive emotions (e.g., mindfulness meditation training) may offer viable solutions in the context of everyday discrimination and daily stressors.^{70,71} Further work is warranted to understand how, for whom, and under which conditions discrimination impacts health. Elucidating these processes is essential for advancing our understanding of the stress process and for developing targeted interventions across contexts in which discrimination and stressors occur.

Disclosure statement

No potential conflict of interest was reported by the authors.

Funding

This research was supported by a grant from the National Institute on Aging (U19AG051426).

ORCID

David M. Almeida  <https://orcid.org/0000-0002-5233-8148>

References

- [1] Bailey ZD, Williams DR. Chapter 47 - Stress, health, and disparities. In: Zigmond MJ, Rowland LP, Coyle JT, eds. *Neurobiology of Brain Disorders*. Cambridge, MA: Academic Press; 2015;765–779.
- [2] Ayalon L, Gum AM. The relationships between major lifetime discrimination, everyday discrimination, and mental health in three racial and ethnic groups of older adults. *Aging Ment Health*. 2011;15(5):587–594. doi:10.1080/13607863.2010.543664.
- [3] Luo Y, Xu J, Granberg E, Wentworth WM. A longitudinal study of social status, perceived discrimination, and physical and emotional health among older adults. *Res Aging*. 2012;34(3):275–301. doi:10.1177/0164027511426151.
- [4] Beatty Moody DL, Waldstein SR, Leibel DK, et al. Race and other sociodemographic categories are differentially linked to multiple dimensions of interpersonal-level discrimination: implications for intersectional, health research. *PLoS One*. 2021;16(5):e0251174. doi:10.1371/journal.pone.0251174.
- [5] Ayhan CHB, Bilgin H, Uluman OT, Sukut O, Yilmaz S, Buzlu S. A systematic review of the discrimination against sexual and gender minority in health care settings. *Int J Health Serv*. 2020;50(1):44–61. doi:10.1177/0020731419885093.
- [6] Versey HS, Curtin N. The differential impact of discrimination on health among Black and White women. *Soc Sci Res*. 2016;57:99–115. doi:10.1016/j.ssrsearch.2015.12.012.
- [7] Brondolo E, Hausmann LR, Jhalani J, et al. Dimensions of perceived racism and self-reported health: examination of racial/ethnic differences and potential mediators. *Ann Behav Med*. 2011;42(1):14–28. doi:10.1007/s12160-011-9265-1.
- [8] Lewis TT, Cogburn CD, Williams DR. Self-reported experiences of discrimination and health: scientific advances, ongoing controversies, and emerging issues. *Annu Rev Clin Psychol*. 2015;11(1):407–440. doi:10.1146/annurev-clinpsy-032814-112728.
- [9] Williams DR, Neighbors HW, Jackson JS. Racial/ethnic discrimination and health: findings from community studies. *Am J Public Health*. 2003;93(2):200–208. doi:10.2105/ajph.93.2.200.
- [10] Essed P. *Understanding Everyday Racism: An Interdisciplinary Theory*. Vol. 2. Sage; 1991.
- [11] Jones CP. Levels of racism: a theoretic framework and a gardener's tale. *Am J Public Health*. 2000;90(8):1212.
- [12] Williams DR, Yu Y, Jackson JS, Anderson NB. Racial differences in physical and mental health: socio-economic status, stress and discrimination. *J Health Psychol*. 1997;2(3):335–351. doi:10.1177/135910539700200305.
- [13] Bourabain D, Verhaeghe PP. The conceptualization of everyday racism in research on the mental and physical health of ethnic and racial groups: a systematic review. *J Racial Ethn Health Disparities*. 2021;8(3):648–660. doi:10.1007/s40615-020-00824-5.
- [14] Kessler RC, Mickelson KD, Williams DR. The prevalence, distribution, and mental health correlates of perceived discrimination in the United States. *J Health Soc Behav*. 1999;40(3):208–230. doi:10.2307/2676349.
- [15] Williams DR, Lawrence JA, Davis BA, Vu C. Understanding how discrimination can affect health. *Health Serv Res*. 2019;54(S2):1374–1388. doi:10.1111/1475-6773.13222.
- [16] Brondolo E, Blair IV, Kaur A. *Biopsychosocial Mechanisms Linking Discrimination to Health: A Focus on Social Cognition*. In: Major B, Dovidio JE, Link BG, eds. *The Oxford Handbook of Stigma, Discrimination, and Health*. Vol. 1. New York, NY: Oxford University Press; 2017:219–240. doi:10.1093/oxfordhb/9780190243470.013.8.

- [17] Smart Richman L, Leary MR. Reactions to discrimination, stigmatization, ostracism, and other forms of interpersonal rejection: a multimotive model. *Psychol Rev.* 2009;116(2):365–383. doi:10.1037/a0015250.
- [18] Pichardo CM, Molina KM, Rosas CE, Uriostegui M, Sanchez-Johnsen L. Racial discrimination and depressive symptoms among Latina/o college students: the role of Racism-Related vigilance and sleep. *Race Soc Probl.* 2021;13(2):86–101. doi:10.1007/s12552-020-09304-1.
- [19] Broudy R, Brondolo E, Coakley V, et al. Perceived ethnic discrimination in relation to daily moods and negative social interactions. *J Behav Med.* 2007;30(1):31–43. doi:10.1007/s10865-006-9081-4.
- [20] Yoon E, Coburn C, Spence SA. Perceived discrimination and mental health among older African Americans: the role of psychological well-being. *Aging Ment Health.* 2019;23(4):461–469. doi:10.1080/13607863.2017.1423034.
- [21] Banks KH, Kohn-Wood LP, Spencer M. An examination of the African American experience of everyday discrimination and symptoms of psychological distress. *Community Ment Health J.* 2006;42(6):555–570. doi:10.1007/s10597-006-9052-9.
- [22] Ong AD, Fuller-Rowell T, Burrow AL. Racial discrimination and the stress process. *J Pers Soc Psychol.* 2009;96(6):1259–1271. doi:10.1037/a0015335.
- [23] Brondolo E, Kelly KP, Coakley V, et al. The perceived ethnic discrimination questionnaire: development and preliminary validation of a community version 1. *J Appl Social Psychol.* 2005;35(2):335–365. doi:10.1111/j.1559-1816.2005.tb02124.x.
- [24] Lee H, Turney K. Investigating the relationship between perceived discrimination, social status, and mental health. *Soc Ment Health.* 2012;2(1):1–20. doi:10.1177/2156869311433067.
- [25] Bennett IM, Culhane JE, Webb DA, et al. Perceived discrimination and depressive symptoms, smoking, and recent alcohol use in pregnancy. *Birth.* 2010;37(2):90–97. doi:10.1111/j.1523-536X.2010.00388.x.
- [26] Pascoe EA, Richman LS. Perceived discrimination and health: a meta-analytic review. *Psychol Bull.* 2009;135(4):531–554. doi:10.1037/a0016059.
- [27] Noh S, Kaspar V, Wickrama KA. Overt and subtle racial discrimination and mental health: preliminary findings for Korean immigrants. *Am J Public Health.* 2007;97(7):1269–1274. doi:10.2105/AJPH.2005.085316.
- [28] Ong AD, Burrow AL. Affective reactivity to daily racial discrimination as a prospective predictor of depressive symptoms in African American graduate and postgraduate students. *Dev Psychopathol.* 2018;30(5):1649–1659. doi:10.1017/S0954579418000950.
- [29] Ong AD, Edwards LM. Positive affect and adjustment to perceived racism. *J Soc Clin Psychol.* 2008;27(2):105–126. doi:10.1521/jscp.2008.27.2.105.
- [30] Douglass RP, Conlin SE, Duffy RD, Allan BA. Examining moderators of discrimination and subjective well-being among LGB individuals. *J Couns Psychol.* 2017;64(1):1–11. doi:10.1037/cou0000187.
- [31] Harkness KL, Hayden EP, Lopez-Duran NL. Stress sensitivity and stress sensitization in psychopathology: an introduction to the special section. *J Abnorm Psychol.* 2015;124(1):1–3. doi:10.1037/abn0000041.
- [32] Monroe SM, Harkness KL. Life stress, the “kindling” hypothesis, and the recurrence of depression: considerations from a life stress perspective. *Psychol Rev.* 2005;112(2):417–445. doi:10.1037/0033-295X.112.2.417.
- [33] Post RM. Transduction of psychosocial stress into the neurobiology of recurrent affective disorder. *Am J Psychiatry.* 1992;149(8):999–1010. doi:10.1176/ajp.149.8.999.
- [34] Berger M, Sarnyai Z. “More than skin deep”: stress neurobiology and mental health consequences of racial discrimination. *Stress.* 2015;18(1):1–10. doi:10.3109/10253890.2014.989204.
- [35] Berger M, Juster RP, Sarnyai Z. Mental health consequences of stress and trauma: allostatic load markers for practice and policy with a focus on Indigenous health. *Austral Psychiatry.* 2015;23(6):644–649. doi:10.1177/1039856215608281.
- [36] Williams DR, Mohammed SA. Discrimination and racial disparities in health: evidence and needed research. *J Behav Med.* 2009;32(1):20–47. doi:10.1007/s10865-008-9185-0.
- [37] Murry VM, Brown PA, Brody GH, Cutrona CE, Simons RL. Racial discrimination as a moderator of the links among stress, maternal psychological functioning, and family relationships. *J Marriage Fam.* 2001;63(4):915–926. doi:10.1111/j.1741-3737.2001.00915.x.
- [38] Murry VM, Harrell AW, Brody GH, et al. Long-term effects of stressors on relationship well-being and parenting among rural African American women. *Fam Relat.* 2008;57(2):117–127. doi:10.1111/j.1741-3729.2008.00488.x.
- [39] Ryff C, Almeida DM, Ayanian J, et al. Midlife in the United States (MIDUS 2), 2004–2006: version 7. 2007. doi:10.3886/ICPSR04652.V7.
- [40] Ryff C, Almeida D, Ayanian J, et al. Midlife in the United States (MIDUS 2): Milwaukee African American sample, 2005–2006: version 5. 2008. doi:10.3886/ICPSR22840.V5.
- [41] Ryff CD, Almeida DM. Midlife in the United States (MIDUS 2): Daily Stress Project, 2004–2009: version 2. 2009. doi:10.3886/ICPSR26841.V2.
- [42] Brown TT, Partanen J, Chuong L, Villaverde V, Chantal Griffin A, Mendelson A. Discrimination hurts: the effect of discrimination on the development of chronic pain. *Soc Sci Med.* 2018;204:1–8. doi:10.1016/j.socscimed.2018.03.015.
- [43] Almeida DM, Wethington E, Kessler RC. The daily inventory of stressful events: an interview-based approach for measuring daily stressors. *Assessment.* 2002;9(1):41–55. doi:10.1177/1073191102091006.
- [44] Almeida DM, Neupert SD, Banks SR, Serido J. Do daily stress processes account for socioeconomic health disparities? *J Gerontol Ser B Psychol Sci Soc Sci.* 2005;60(Special_Issue_2):S34–S39. doi:10.1093/geronb/60.Special_Issue_2.S34.
- [45] Kessler RC, Andrews G, Colpe LJ, et al. Short screening scales to monitor population prevalences and trends in non-specific psychological distress. *Psychol Med.* 2002;32(6):959–976. doi:10.1017/s0033291702006074.
- [46] Mroczek DK, Kolarz CM. The effect of age on positive and negative affect: a developmental perspective on happiness. *J Pers Soc Psychol.* 1998;75(5):1333–1349. doi:10.1037//0022-3514.75.5.1333.

- [47] Scott SB, Sliwinski MJ, Zawadzki M, et al. A coordinated analysis of variance in affect in daily life. *Assessment*. 2020;27(8):1683–1698. doi:10.1177/1073191118799460.
- [48] Kunzmann U, Schilling O, Wrosch C, et al. Negative emotions and chronic physical illness: a lifespan developmental perspective. *Health Psychol*. 2019;38(11):949–959. doi:10.1037/hea0000767.
- [49] Charles ST, Almeida DM. Daily reports of symptoms and negative affect: not all symptoms are the same. *Psychol Health*. 2006;21(1):1–17. doi:10.1080/14768320500129239.
- [50] Rafienia P, Azadfallah P, Fathi-Ashtiani A, Rasoulzadeh-Tabatabaie K. The role of extraversion, neuroticism and positive and negative mood in emotional information processing. *Pers Individ Diff*. 2008;44(2):392–402. doi:10.1016/j.paid.2007.08.018.
- [51] Charles ST, Reynolds CA, Gatz M. Age-related differences and change in positive and negative affect over 23 years. *J Pers Soc Psychol*. 2001;80(1):136–151. doi:10.1037/0022-3514.80.1.136.
- [52] Zimprich D, Allemand M, Lachman ME. Factorial structure and age-related psychometrics of the MIDUS personality adjective items across the life span. *Psychol Assess*. 2012;24(1):173–186. doi:10.1037/a0025265.
- [53] Parent MC. Handling item-level missing data: simpler is just as good. *Counsel Psychol*. 2013;41(4):568–600. doi:10.1177/0011000012445176.
- [54] Littell RC, Milliken GA, Stroup WW, Wolfinger RD. *SAS System for Mixed Models*. Cary, NC: SAS Institute; 1996.
- [55] Barnes LL, de Leon CFM, Lewis TT, Bienias JL, Wilson RS, Evans DA. Perceived discrimination and mortality in a population-based study of older adults. *Am J Public Health*. 2008;98(7):1241–1247. doi:10.2105/AJPH.2007.114397.
- [56] Lewis TT, Barnes LL, Bienias JL, Lackland DT, Evans DA, Mendes de Leon CF. Perceived discrimination and blood pressure in older African American and white adults. *J Gerontol A Biol Sci Med Sci*. 2009;64(9):1002–1008. doi:10.1093/gerona/glp062.
- [57] Murphy MC, Richeson JA, Shelton JN, Rheinschmidt ML, Bergsieker HB. Cognitive costs of contemporary prejudice. *Group Process Intergroup Relat*. 2013;16(5):560–571. doi:10.1177/1368430212468170.
- [58] Crocker J, Major B. Social stigma and self-esteem: the self-protective properties of stigma. *Psychol Rev*. 1989;96(4):608–630. doi:10.1037/0033-295X.96.4.608.
- [59] Lau JT, Thomas J, Liu JL. Mobile phone and interactive computer interviewing to measure HIV-related risk behaviours: the impacts of data collection methods on research results. *AIDS*. 2000;14(9):1277–1279.
- [60] Stone AA, Shiffman S. Capturing momentary, self-report data: a proposal for reporting guidelines. *Ann Behav Med*. 2002;24(3):236–243. doi:10.1207/S15324796ABM2403_09.
- [61] Wardecker BM, Surachman A, Matsick JL, Almeida DM. Daily stressor exposure and daily well-being among sexual minority and heterosexual adults in the United States: results from the National Study of Daily Experiences (NSDE). *Ann Behav Med*. 2022;56(6):536–550. doi:10.1093/abm/kaab062.
- [62] Cooper AN, Tao C, Totenhagen CJ, Randall AK, Holley SR. Daily stress spillover and crossover: moderating effects of difficulties in emotion regulation in same-sex couples. *J Soc Pers Relat*. 2020;37(4):1245–1267. doi:10.1177/0265407519891777.
- [63] Molina KM, Little TV, Rosal MC. Everyday discrimination, family context, and psychological distress among Latino adults in the United States. *J Community Psychol*. 2016;44(2):145–165. doi:10.1002/jcop.21747.
- [64] Huynh VW, Rahal D, Mercado E, et al. Discrimination and health: a dyadic approach. *J Health Psychol*. 2021;26(7):962–974. doi:10.1177/1359105319857171.
- [65] Brondolo E, Byer K, Gianaros PJ, et al. *Stress and Health Disparities: Contexts, Mechanisms, and Interventions among Racial/Ethnic Minority and Low Socioeconomic Status Populations*. Washington, DC: American Psychological Association (APA). Working Group Report; 2017. <https://www.apa.org/pi/health-equity/resources/stress-report>
- [66] Loyd JM, Bonds A. Where do Black lives matter? Race, stigma, and place in Milwaukee, Wisconsin. *Sociol Rev*. 2018;66(4):898–918. doi:10.1177/0038026118778175.
- [67] Williams DR, Collins C. Racial residential segregation: a fundamental cause of racial disparities in health. *Public Health Rep*. 2001;116(5):404–416. doi:10.1016/S0033-3549(04)50068-7.
- [68] Logan JR, Stults B. The persistence of segregation in the Metropolis: new findings from the 2020 census. *Divers Disparities Project*. 2021;26:1–25.
- [69] Kwate NOA. “Racism still exists”: a public health intervention using racism “countermarketing” outdoor advertising in a black neighborhood. *J Urban Health*. 2014;91(5):851–872. doi:10.1007/s11524-014-9873-8.
- [70] Lindsay EK, Chin B, Greco CM, et al. How mindfulness training promotes positive emotions: dismantling acceptance skills training in two randomized controlled trials. *J Pers Soc Psychol*. 2018;115(6):944–973. doi:10.1037/pspa0000134.
- [71] Shallcross AJ, Spruill TM. The protective role of mindfulness in the relationship between perceived discrimination and depression. *Mindfulness*. 2018;9(4):1100–1109. doi:10.1007/s12671-017-0845-4.