

A Coordinated Analysis of Variance in Affect in Daily Life

Assessment
2020, Vol. 27(8) 1683–1698
© The Author(s) 2018
Article reuse guidelines:
sagepub.com/journals-permissions
DOI: 10.1177/1073191118799460
journals.sagepub.com/home/asm



Stacey B. Scott¹, Martin J. Sliwinski², Matthew Zawadzki³,
Robert S. Stawski⁴, Jinhyuk Kim², David Marcusson-Clavertz²,
Stephanie T. Lanza², David E. Conroy², Orfeu Buxton²,
David M. Almeida², and Joshua M. Smyth²

Abstract

Despite widespread interest in variance in affect, basic questions remain pertaining to the relative proportions of between-person and within-person variance, the contribution of days and moments, and the reliability of these estimates. We addressed these questions by decomposing negative affect and positive affect variance across three levels (person, day, moment), and calculating reliability using a coordinated analysis of seven daily diary, ecological momentary assessment (EMA), and diary-EMA hybrid studies (across studies age = 18–84 years, total $N_{\text{persons}} = 2,103$, total $N_{\text{observations}} = 45,065$). Across studies, within-person variance was sizeable (negative affect: 45% to 66%, positive affect: 25% to 74%); in EMA more within-person variance was attributable to momentary rather than daily level. Reliability was adequate to high at all levels of analysis (within-person: .73–.91; between-person: .96–1.00) despite different items and designs. We discuss the implications of these results for the design of future intensive studies of affect variance.

Keywords

affect, variability, ecological momentary assessment, daily diary, intensive longitudinal design

Fluctuations in affective states are a focus in research relevant to a broad range of outcomes including well-being in aging (Carstensen et al., 2011), personality (Eid & Diener, 1999; Kuppens, Van Mechelen, Nezlek, Dossche, & Timmermans, 2007), psychopathology (Ebner-Priemer, Eid, Kleindienst, Stabenow, & Trull, 2009; Gross & Jazaieri, 2014), and physical health symptoms (Pressman & Cohen, 2005; Watson, 1988). Research on affect variance typically uses intensive longitudinal designs (ILDs), including ecological momentary assessment (EMA) studies that prompt individuals multiple times per day to ask about current or recent states, daily diary surveys that probe about the day overall, or hybrid designs involving both momentary reports throughout the day and an end of day (EOD) retrospective survey of the day overall. These different designs enable an investigation of whether an individual's affect shows meaningful (i.e., reliable, predictable) variance over different time scales. With few exceptions, however, researchers have examined “within-person” affect variance without distinguishing variance observed across the momentary (within-day) and daily (across-day) time scales. As a consequence, fundamental questions such as “does affect vary more within a day than across days?” and “do momentary and daily changes in affect reflect reliable variation?” remain unanswered. These questions are

important because numerous studies have used indices of within-person affect variance to characterize developmental processes, adaptation, and risk for health outcomes (Bisconti, Bergeman, & Boker, 2004; Brose, Scheibe, & Schmiedek, 2013; Watson, 1988).

This article addresses three interrelated aims regarding the assessment of affect variance, with an overall goal to inform the design of future studies. Our first aim was to answer the question of time scale of affective variance. For both negative affect (NA) and positive affect (PA), we decomposed the variance to examine the relative amount of between-person and within-person variance; for EMA data, we further decomposed within-person variance into variance across moments versus across days. Our second aim was to investigate whether the within-person affect variance would be replicated across studies of different

¹Stony Brook University, Stony Brook, NY, USA

²Pennsylvania State University, University Park, PA, USA

³University of California–Merced, Merced, CA, USA

⁴Oregon State University, Corvallis, OR, USA

Corresponding Author:

Stacey B. Scott, Department of Psychology, Stony Brook University,
Psychology B-142, Stony Brook, NY 11793, USA.
Email: stacey.scott@stonybrook.edu

populations using different instruments. To do so, we decomposed the percentage of variance in an observation due to between-person differences, measurement occasions, items and their interactions. Our third aim was to inform future ILD studies by comparing reliability estimates across different numbers of items. Results from any single study can reflect the peculiarities of that study's design, sample, affect items, and response categories. One possible approach, integrative analysis (i.e., pooling data from multiple studies and analyzing as a single data set; Curran & Hussong, 2009), was not appropriate because of the heterogeneity in methods across studies. Instead, we conducted coordinated analyses (Hofer & Piccinin, 2009) to directly study the comparability and replication of findings from multiple studies of varying populations which used different instruments to assess the same constructs. To this end, we applied the same analytic models to data from seven different ILD studies that measured NA and PA—three EMA studies, three daily diary studies and two hybrid studies that used both EMA and diary-style EOD reports. This approach strengthens conclusions through replication, a hallmark of rigorous experimental work despite being relatively uncommon in naturalistic studies.

Affective Variance in Daily Life: Reliably Assessing Persons, Days, and Moments

Within-person affective variance refers to fluctuations in emotional states within individuals across time or situations. There are two ways that researchers generally index affect variance (see Ram & Gerstorf, 2009): stochastic and systematic variation. Stochastic variance refers to volatility, unpredictability, or instability in levels of affect. Examples include studies which the total amount of affect variance is quantified by some index such as the intraindividual standard deviation, the root mean square successive difference, or entropy (Moskowitz & Zuroff, 2004). In contrast, systematic variance refers to time-ordered variations in a person's internal states or external environment. Examples include regression coefficients that reflect constructs such as emotional inertia or stressor reactivity (Suls, Green, & Hillis, 1998). Both approaches assume that the magnitude of the differences among repeated observations within an individual conveys useful information (i.e., signal) about that person.

There is seldom strong justification as to why within-person variance is examined across a particular time scale (e.g., moments, days). How much an individual's affect varies across moments within a day could reflect the structure of her or his day, diurnal variations in arousal, or the transient effects of the individual's current state of mind or surroundings. Day-to-day variations could reflect workday/nonworkday status or the effects of a bad night's sleep or an

impending deadline. In addition to the contextual explanations for what is occurring in a moment versus what was the nature of the day, there are measurement explanations for why moment-level and day-level variance are not interchangeable (Gorin & Stone, 2001). Daily diary and other studies using EOD assessments often frame questions by asking participants to retrospectively rate the day overall, whereas EMA studies often instruct participants to rate their current state (or over a much shorter recent interval). Despite the increasingly common use of ILD approaches, however, it is still unclear whether variance across days is unique or simply a by-product of variation on a faster time scale (momentary). One focus of this article is to characterize the reliable within-person variance across momentary and daily timescales, different assessment approaches (EMA, EOD), and different sets of affect items.

Despite the widespread interest in affective variance, the unresolved issues of the time scale and reliability of these within-person fluctuations hampers future advances. ILD studies on affect differ greatly in the frequency and duration of assessments, items (e.g., number, content, phrasing, response options) queried at each assessment, and sample characteristics. Studies also differ in the analytic approaches—with some researchers reporting individual standard deviations and others percentages of between-person versus within-person variance based on intraclass correlation coefficient. EMA data are variously analyzed using, for example, either two levels (moments within people) or three levels (moments within days within people). Thus, it is difficult for researchers designing studies and planning analyses to glean from the literature whether individuals vary in their affect more within days than across days. Similarly, in line with the relative dearth of careful psychometric information available for ILD, there is little information regarding the number of items needed to reliably assess PA or NA in ILD studies. Quantifying affective variance assumes that short-term changes in affect across days or across moments within a day can be reliably measured, and that such changes reflect variation across that specific time scale. A few previous studies have addressed this topic, but have generated some seemingly contradictory results. For example, some studies have demonstrated reliable within-person variance at the daily time scale (Cranford et al., 2006), whereas others have not (de Haan-Rietdijk, Kuppens, & Hamaker, 2016).

In sum, this study addresses three aims: (a) decompose variance in PA and NA due to between-person differences and within-person fluctuations, and with EMA data further describe the proportion of within-person variance at the day and momentary level; (b) estimate between-person reliability (e.g., reliability of a measure of stable between-person differences in affect) and estimate within-person reliability (i.e., reliability of a measure of differences between occasions within the same person); and

Table 1. Negative Affect (NA) Items by Study.

	End of day				Momentary				
	NSDE	WFHS	ESCAPE	SAWM	SHADE	NTH	WDL	ESCAPE	SAWM
Afraid	✓	✓							
Angry	✓				✓	✓			
Angry/hostile			✓					✓	
Ashamed	✓	✓							
Depressed					✓	✓			
Depressed/blue			✓					✓	
Disappointed				✓					✓
Distressed		✓							
Everything was an effort	✓								
Frustrated	✓		✓		✓			✓	
Guilty		✓							
Hopeless	✓								
hostile		✓				✓			
Irritable	✓	✓							
Jittery	✓	✓							
Lonely	✓								
Nervous	✓	✓				✓			
Restless or fidgety	✓								
Sad				✓		✓	✓		✓
Scared		✓							
So sad nothing could cheer you up	✓								
Tense				✓		✓			✓
Tense/anxious			✓					✓	
Tired							✓		
Unhappy			✓		✓			✓	
Upset	✓	✓		✓					✓
Worried					✓				
Worthless	✓								

Note. NSDE = National Study of Daily Experiences; WFHS = Work, Family, and Health Study; SAWM = Stress and Working Memory; SHADE = Stress, Health, and Daily Experiences; NTH = North Texas Heart; ESCAPE = Effects of Stress on Cognitive Aging, Physiology, and Emotions; WDL = Work and Daily Life; EOD = end of day. The rows list the NA items examined in this coordinated analysis project. The columns list the studies used in this project. A check mark indicates that the item was used in the study. ESCAPE and SAWM are hybrid designs containing both EOD and momentary reports, thus the EOD items from these hybrid studies are presented with the diary studies and the momentary items from these hybrid studies are presented with the ecological momentary assessment studies.

(c) provide recommendations about the number of items needed to construct reliable measures of between-person differences and within-person fluctuations across occasions in PA and NA.

Method

These coordinated analyses utilized data from ILD studies: two daily diary studies, three EMA studies, and two hybrid designs in which both EMA-style momentary and daily diary-style EOD reports were collected (see Smyth et al., 2018). We present brief descriptions of the samples and procedures below. Affect items and assessments modes are presented in Tables 1 and 2 to allow for side-by-side comparison. For brevity, descriptions of hybrid studies in

Tables 1 and 2 are organized such that the momentary reports are described with the EMA studies and the EOD reports are described with the daily diary studies. Data collection for all studies was approved by their respective institutional review boards; the coordinated analysis of secondary data were deemed exempt by the Institutional Review Board at Pennsylvania State University.

Daily Diary Studies: End of Day Reports

Daily Study I: National Study of Daily Experiences (NSDE). Data were drawn from the second wave of the NSDE, a part of the larger Midlife in the U.S. study. For additional detail on the sample and study protocol, see Almeida, McGonagle, and King (2009).

Table 2. Positive Affect (PA) Items by Study.

	End of day				Momentary				
	NSDE	WFHS	ESCAPE	SAWM	SHADE	NTH	WDL	ESCAPE	SAWM
Active	✓	✓							
Alert		✓							
Attentive	✓	✓							
Calm						✓			
Calm and peaceful	✓								
Cheerful	✓					✓			
Close to others	✓								
Confident	✓								
Content				✓					✓
Determined		✓							
Energetic						✓			
Enjoyment					✓				
Enjoyment/fun			✓					✓	
Enthusiastic	✓	✓		✓					✓
Excited		✓		✓					✓
Extremely happy	✓								
Full of life	✓								
Happy			✓	✓	✓	✓	✓	✓	✓
In good spirits	✓								
Inspired		✓							
Interested		✓					✓		
Joyful			✓		✓			✓	
Like you belong	✓								
Lively						✓			
Pleased			✓		✓			✓	
Proud	✓	✓							
Relaxed						✓			
Satisfied	✓								
Strong		✓							

Note. NSDE = National Study of Daily Experiences; WFHS = Work, Family, and Health Study; SAWM = Stress and Working Memory; SHADE = Stress, Health, and Daily Experiences; NTH = North Texas Heart; ESCAPE = Effects of Stress on Cognitive Aging, Physiology, and Emotions; WDL = Work and Daily Life; EOD = end of day. The rows list the positive affect items examined in this coordinated analysis project. The columns list the studies used in this project. A check mark indicates that the item was used in the study. ESCAPE and SAWM are hybrid designs containing both EOD and momentary reports, thus the EOD items from these hybrid studies are presented with the diary studies and the momentary items from these hybrid studies are presented with the ecological momentary assessment studies.

Participants. Daily diary data were collected from 2,022 individuals who previously participated in the larger Midlife in the U.S. study ($N = 4,963$). Of the 2,022 NSDE respondents, 1,079 were from the random digit dialing (RDD) sample, 185 siblings of individuals in the RDD sample, 516 from the twin RDD subsample, 62 from the city oversamples, and 180 from the Milwaukee-specific subsample. As multiple individuals from families are represented, we randomly selected a single family member from each family for the current analyses; resulting in 1,689 participants. The reliability calculation could not be conducted due to insufficient memory with this full sample; thus, we used a simple random sample of half the participants and used this for all analyses reported.¹ The resulting analysis sample

was composed of 845 participants with an average age of 56.3 years ($SD = 12.2$, Range = 33-84), 58% were female, 38.3% had received a high school diploma or less, 26.8% has completed some college, and 35.0% had completed a bachelor's degree or more.

Procedure. Participants completed telephone interviews (~20 minutes) on 8 consecutive evenings. Each 8-day interview protocol consisted of separate random subgroups of 30 participants with the start day staggered across the day of the week to control for the possible confounding between day of study and day of week. Based on the number of participants ($N = 845$) and study days ($n = 8$), the maximum number of daily observations possible was 6,760; 6,198

Table 3. Assessment Modes by Study.

	End of day				Momentary				
	NSDE	WFHS	ESCAPE	SAWM	SHADE	NTH	WDL	ESCAPE	SAWM
Reporting frame	Today	Today	Today	Today	Right now	Right now	Right now	Right now	Right now
Response content	Freq.	Freq.	Intens.	Intens.	Intens.	Intens.	Intens.	Intens.	Intens.
Response scale	Likert	Likert	VAS	Likert	Likert	Likert	Likert	VAS	Likert
Response options	0 = none of the time, 1 = a little of the time, 2 = some of the time, 3 = most of the time, 4 = all of the time	0 = none of the time, 1 = a little of the time, 2 = some of the time, 3 = most of the time, 4 = all of the time	0 = not at all, 100 = extremely	1 = not at all, 4 = moderately, 7 = extremely	0 = not at all, 6 = very much	1 = not at all, 7 = extremely	0 = not at all, 6 = very much	0 = not at all, 100 = extremely	1 = not at all, 4 = moderately, 7 = extremely
Source	Kessler et al. (2002), Mroczek and Kolarz (1998)	Watson, Clark, and Tellegan (1988)	Diener and Emmons (1984)	Russell (1980), Watson and Clark (1999)	Diener and Emmons (1984)	Watson et al. (1988)	Diener and Emmons (1984)	Diener and Emmons (1984)	Russell (1980), Watson and Clark (1999)

Note. NSDE = National Study of Daily Experiences; WFHS = Work, Family, and Health Study; ESCAPE = Effects of Stress on Cognitive Aging, Physiology, and Emotions; SAWM = Stress and Working Memory; SHADE = Stress, Health, and Daily Experiences; NTH = North Texas Heart; WDL = Work and Daily Life; EOD = end of day; Freq. = frequency (i.e., how often); Intens. = intensity (i.e., how much); VAS = Visual Analog Scale. The columns list the studies used in this project. These descriptions apply to both negative and positive affect items described in Table 1. Reporting frame refers to whether participants were instructed to report on their emotions for the day (today) or the moment (right now). Response content refers to whether participants were instructed to report on the frequency (i.e., how often) or the intensity (i.e., how much) of the emotion. Response scale refers to whether participants rated their emotions using a Likert-type scale with discrete categories or a continuous slider. Response options refers to the anchor points and values on the response scale. Source refers to the article or articles from which the emotion items were selected or modified. ESCAPE and SAWM are hybrid designs containing both EOD and momentary reports; thus, the EOD items from these hybrid studies are presented with the diary studies and the momentary items from these hybrid studies are presented with the EMA studies.

(91.78%) daily observations were collected. NA items are listed in Table 1, PA items in Table 2, and assessment modes in Table 3 (column 1 for each table).

Daily Study II: Work, Family, and Health Study (WFHS). The WFHS is a multisite workplace intervention conducted in both information technology and extended care (e.g., nursing home) workplace contexts (Bray et al., 2013). As part of the larger intervention study, a daily diary study was conducted using a subsample of study participants. For the purposes of the current study, we used data from the first measurement burst of daily diary assessments.

Participants. The sample comprised 313 adults with a mean age of 41.4 years ($SD = 7.11$, Range = 21-63), 74% were female. In terms of education, 3.5% had some high school, 18.0% were high school graduates, 39.9% had some college or technical trainings, and 38.6% had 4 or more years of college.

Procedure. Participants completed telephone interviews on 8 consecutive evenings following a protocol similar to that of NSDE described above. Based on the number of participants ($N = 313$) and study days ($n = 8$), the maximum number of daily observations possible was 2,504; 2,311 (92.3%) daily observations were collected. NA items are

listed in Table 1, PA items in Table 2, and assessment modes in Table 3 (column 2 for each table).

Ecological Momentary Assessment Studies: Momentary Reports

EMA Study I: Stress, Health, and Daily Experiences (SHADE). The SHADE study sought to examine how daily experiences relate to health and well-being among people with chronic disease, namely asthma and rheumatoid arthritis (RA). For additional details on the sample and study protocol, see Smyth, Zawadzki, Santuzzi, and Filipkowski (2014).

Participants. Participants were recruited via print media and television and radio advertisements. Participants ($N = 128$) met with a physician to confirm diagnosis of RA ($n = 97$) or asthma ($n = 31$). Of the total sample, 117 (91%) participants provided EMA data. Participants had a mean age of 44.2 years ($SD = 14.2$, Range = 18-80) and were predominantly Caucasian (84%) and female (73%). Exclusion criteria consisted of the following: younger than 18 years of age, no clinically verified diagnosis of RA or asthma, current drug or alcohol abuse problems, receiving emergency room treatment (other than minor injury), having a medication or other treatment change, or receiving a diagnosis of a mental illness within the prior 3 months, or

being unable to complete the EMA protocol (e.g., due to poor eyesight).

Procedure. After being screened for eligibility, participants came to the laboratory and completed baseline measurements not relevant to the present study. They were then trained on how to use a provided palmtop computer. The palmtop computers were programmed to alert participants to complete surveys five quasirandom times each day for 7 days. With 117 participants, 7 days, and five momentary assessments daily, the maximum number of momentary observations possible was 4,095; 3,553 (86.8%) momentary observations were collected. NA items are listed in Table 1, PA items in Table 2, and assessment modes in Table 3 (column 5 for each table).

EMA Study II: North Texas Heart (NTH). The NTH study sought to examine social vigilance as a predictor of cardiovascular disease. For additional details on the sample and study protocol, see Ruiz et al. (2017).

Participants. A diverse community sample from the North Texas area was recruited through advertisements in local newspapers, flyers, community and university websites, and hospital postings. Participants ($N = 300$) were sampled as stratified by gender within age and race/ethnicity resulting in the following demographics: 150 men, 150 women; aged 21 to 70 years ($M = 42.44$, $SD = 12.76$); 60% non-Hispanic Whites, 15% non-Hispanic Blacks, and 19% Hispanic/Latino/a. Exclusion criteria consisted of the following: unable to give informed consent, having a previous history of myocardial infarction, pregnancy within the past 12 months, and being a night shift worker.

Procedure. After being screened for eligibility, participants arrived at a community vascular medicine clinic on a Thursday morning. They provided consent, underwent a brief physical exam, completed a personal and family medical history, gave a fasting blood draw, and completed a battery of surveys. Finally, prior to leaving all participants were fitted with an ambulatory blood pressure monitor and given a cellular phone to complete the EMA protocol. For 2 consecutive days, participants completed the EMA roughly every 45 minutes during waking hours; an EMA report was completed after each blood pressure measurement (programmed to occur at random times within 45-minute intervals). Because of different start times to the study, wake and sleep times, and blood pressure functions, participants varied in the number of observations they completed. A total of 8,136 observations were collected. NA items are listed in Table 1, PA items in Table 2, and assessment modes in Table 3 (column 6 for each table).

EMA Study II: Work and Daily Life (WDL). The WDL study examined how workplace stress affects health and well-being among a sample of full-time employed adults. For additional details on the sample and study protocol, see Damaske, Smyth, and Zawadzki (2014).

Participants. Participants ($N = 122$) from the greater metropolitan area of a midsized city in the Northeast were recruited for a study measuring work characteristics and health. Participants had a mean age of 41.2 years ($SD = 11.62$, Range = 19-63) and were predominantly Caucasian (76.1%) and female (74.5%). Exclusion criteria consisted of the following: younger than 18 years of age, not currently employed Monday through Friday with regular working hours between 6 a.m. and 7 p.m., employed on weekends, unable to come to the research laboratory on a Wednesday evening and the following Monday, not fluent in English, pregnant, and having a psychiatric therapy or drug treatment change within the prior 3 months. Of the total sample, 115 (94.3%) participants provided EMA data.

Procedure. Participants were recruited via random calls from a local telephone directory and from public listings on a university e-mail news alert and local event websites. After being screened for eligibility, participants were trained on how to use a provided palmtop computer. Palmtop computers signaled participants to complete momentary surveys six quasirandom times each day for 3 days (Thursday-Saturday). With 115 participants, 3 days and six momentary assessments per day, the maximum number of observations possible was 2,070; 1,852 (89.5%) were collected. NA items are listed in Table 1, PA items in Table 2, and assessment modes in Table 3 (column 7 for each table).

Hybrid Studies: Momentary and End of Day Reports

Hybrid Study I: Effects of Stress on Cognitive Aging, Physiology, and Emotions (ESCAPE). Data were drawn from the first measurement burst of the longitudinal ESCAPE study. For additional detail on the sample and study protocol, see Scott et al. (2015).

Participants. Participants were recruited via letters and phone calls using systematic probability sampling of New York City Registered Voter Lists for the zip code 10475, an area of Bronx, NY. Eligibility criteria included between 25 and 65 years of age, ambulatory, fluent in English, without visual impairment, and a resident of Bronx County. Participants ($N = 242$) ranged in age from 25 to 65 years ($M = 46.77$, $SD = 10.88$); women made up 66.39% of the sample. Sample sizes differed slightly between EMA ($N = 241$) and EOD ($N = 240$); two participants completed

EMA but not EOD, one participant completed EOD but not EMA. The sample was diverse in terms of racial and ethnic identity: 9.13% identified as non-Hispanic White, 63.07% as non-Hispanic Black, 17.84% as Hispanic White, 5.81% as Hispanic Black, 0.41% as Asian, and 3.73% as Other.

Procedure. As part of the larger study, participants visited the research offices and received training on the use of study smartphones to complete the affect surveys. Participants carried the specially programmed study smartphones for 14 days.

Momentary data collection: The smartphones beeped five times each day during the 14-day study period to prompt participants to complete momentary surveys; smartphones were programmed to beep based on participants' self-reported typical waking time. The average time between scheduled beeps was 2 hours and 33 minutes. Based on the number of participants ($N = 241$), days ($n = 14$), and momentary assessments ($n = 5$ daily), the maximum number of momentary observations would be 16,870; 13,966 momentary observations were collected. Momentary NA items are listed in Table 1, PA items in Table 2, and assessment modes in Table 3 (column 8 for each table).

EOD data collection: Prior to bedtime each day, participants self-initiated a daily diary survey on the smartphone. At the end of the 14 days, participants returned phones to the lab and completed additional assessments. Based on the number of participants ($N = 240$) and study days ($n = 14$), the maximum number of momentary observations possible was 3,360; 2,753 (81.9%) daily observations were collected. EOD NA items are listed in Table 1, PA items in Table 2, and assessment modes in Table 3 (column 3 for each table).

Hybrid Study II: Stress and Working Memory (SAWM). Data were drawn from the first measurement burst of the longitudinal SAWM study (Mogle, Muñoz, Hill, Smyth, & Sliwinski, 2017).

Participants. Participants were recruited from advertisements and flyers in a city in the Northeast United States. Eligibility criteria included being between 20 and 80 years of age, able to operate a palmtop computer, and lack of major cognitive impairment. Participants ($N = 174$) ranged in age from 20 to 79 years ($M = 49.45$, $SD = 16.90$); women made up 51.14% of the sample. Sample sizes differed slightly between EMA ($N = 172$) and EOD ($N = 170$): four participants completed EMA but not EOD, two participants completed EOD but not EMA. More than half (57.89%) of the sample identified as non-Hispanic White, 31.58% as non-Hispanic Black, 3.51% as Hispanic Black, and 7.02% as other race or ethnicity.

Procedure. As part of the larger SAWM study, participants attended a lab-training session on the protocol and

how to operate the palmtop computers to complete affect surveys. Participants carried the PalmPilots for 7 days and returned the equipment to the lab at the end of this period to complete additional study tasks.

Momentary data collection: Palmtop computers were programmed to beep five quasirandom times daily based on participants' self-reported wake time. Participants were instructed to complete a momentary survey after each beep. The average time between beeps was 2 hours and 41 minutes. Based on the number of participants ($N = 172$), days ($n = 7$), and momentary assessments ($n = 5$ daily), the maximum number of momentary observations possible was 6,020; 5,239 (87.0%) momentary observations were collected. Momentary NA items are listed in Table 1, PA items in Table 2, and assessment modes in Table 3 (column 9 for each table).

EOD data collection: Before bed each night, participants completed a self-initiated daily diary survey on the PalmPilot. Based on the number of participants ($N = 170$) and study days ($n = 7$), the maximum number of daily observations possible was 1,900; 1,061 (89.2%) daily observations were collected. Momentary NA items are listed in Table 1, PA items in Table 2, and assessment modes in Table 3 (column 4 for each table).

Analysis. For each study, NA and PA scores were calculated at each assessment for each scale by averaging across items. Our approach to coordinated analysis was to conduct separate but parallel analyses across each data set. We provide a SAS macro these analyses at our Open Science site (<https://osf.io/y3mfe/>) and (<https://osf.io/p4kwm/>).

Decomposing variance. For our first goal of decomposing variance in NA and PA, we conducted unconditional multilevel models separately for NA and PA in each EOD and momentary data set. Two-level models which partitioned variance into between-person (i.e., variance due to differences between individuals) and within-person (i.e., variance due to fluctuations within individuals across occasions and error²) levels were used for data sets with EOD reports. Three-level models were used for data sets with momentary reports. These models partitioned variance into the proportion due to differences between individuals (i.e., between-person variance) and two within-person levels: variance within individuals across days (i.e., within-person, across-day variance) and variance within individuals within days (i.e., within-persons, across moments and error). We, then, examined the variance components for each model and calculated the percentage of total variance at each level (i.e., person, day, and moment)³.

Calculating reliability. As above, we conducted separate but parallel analyses in each data set in order to examine calculate the generalizability coefficient for the variance

due to person, occasion, item, and the interactions of person \times item, occasion \times item, person \times occasion, and error using the VARCOMP procedure in SAS. Error refers to the residual variance not accounted for by the other design features in this decomposition (i.e., person \times occasion \times item). We followed Cranford et al.'s (2006) equation⁴ for R_c , which describes the precision of measurement to detect systematic change within-persons, an estimate of within-person reliability. Their calculation used EOD reports to describe the reliability of a daily NA measurement (and in a separate model, PA) for detecting systematic change in mood from day to day. In our equations, p = person, k = occasion (e.g., moment or day), e = error, i = item, m = number of items. Here, we extended this model to accommodate both daily and momentary data from EMA, diary, and hybrid designs. We refer to it as R_{WP} :

$$R_{WP} = \frac{\sigma_{p^*k}^2}{\sigma_{p^*k}^2 + \left[\frac{\sigma_e^2}{m} \right]}$$

R_{WP} describes how reliable each data set's NA or PA scale was for detecting systematic change in mood from moment to moment in EMA or hybrid momentary data and day to day in daily diary or hybrid EOD data, reflecting the within-person reliability. The residual error variance in this equation is divided by m items to account for the precision gained by averaging over the fixed set of m items.

In addition to allowing examination of within-person variance, ILD studies can provide highly reliable estimates of person-level averages. Thus, researchers may use ILD approaches to generate and examine stable or semistable individual differences in affect. To estimate the reliability of person-level averages of observations across the entire study, we used Cranford et al.'s (2006) equation⁵ for R_{KF} . In this equation, the residual error variance is divided by km to account for the fixed number of days and items over which the person's average score is computed. For clarity, we refer to this estimate of reliability for detecting between-person differences as R_{BP} .

$$R_{BP} = \frac{\sigma_p^2 + \left[\frac{\sigma_{p^*i}^2}{m} \right]}{\sigma_p^2 + \left[\frac{\sigma_{p^*i}^2}{m} \right] + \left[\frac{\sigma_e^2}{km} \right]}$$

Solving for number of items. Our final calculations build on the results of the above analyses in order to answer questions regarding how many items are needed to construct a reliable measure of differences between occasions within the same person (R_{WP}) and stable differences between

individuals (R_{BP}) to achieve a particular level of reliability. We followed the examples provided by Segerstrom, Boggiero, Smith, and Sephton (2014). For each study, we used the VARCOMP results for p , i , e , and k and then solved for R_{WP} and R_{BP} with m items ranging from two to eight.

Results

Affect Variance Decomposition: Persons, Days, and Moments

Results for the decomposition of NA variance are displayed in Figure 1; between-person portion variance in each data set is shown in the gray-shaded area of the bar, within-person variance is displayed in the unshaded area. As described above, in EMA data sets within-person variance can be due to two sources of reliable variance: within-persons across days (the lower portion of the unshaded area) and variation within-persons across moments within days (the upper dotted portion of the unshaded area). Across EOD data sets with different numbers of items and indicators of NA, 43% to 55% ($M = 50\%$, $Mdn = 52\%$) of the NA variance was due to differences between individuals. This implies that 45% to 57% ($M = 50\%$, $Mdn = 48\%$) of the NA variance in these data sets was due to fluctuations within-persons (including both systematic and stochastic). Across momentary data sets with different items and response scale options, 34% to 52% ($M = 44\%$, $Mdn = 42\%$) of the NA variance was due to between-person differences. The remaining variance was partitioned into within-person variance at the level of days and moments. Within-person across day variance in NA ranged from 5% to 19% ($M = 13\%$, $Mdn = 15\%$), whereas within-person across moment variance, including both systematic and stochastic, ranged from 34% to 61% ($M = 43\%$, $Mdn = 40\%$) of the total NA variance.

Decomposition of PA variance is displayed in Figure 2. In EOD data sets, 57% to 75% ($M = 63\%$, $Mdn = 60\%$) of the variance was due to between-person differences, implying that 25% to 43% ($M = 37\%$, $Mdn = 40\%$) of PA variance was due to fluctuations within-persons (including both systematic and stochastic). In EMA data sets, 26% to 56% ($M = 44\%$, $Mdn = 50\%$) of PA variance was at the between-person level, whereas the remaining within-person variance was decomposed into 7% to 22% ($M = 14\%$, $Mdn = 13\%$) due to within-person across day and 31% to 67% ($M = 42\%$, $Mdn = 37\%$) due to within-person across-moment variance (including systematic and stochastic).

It is important to note here that the above results do not imply that there is systematically less within-person variance in PA compared with NA, rather that the ratios of between-person to within-person variance differ across PA and NA. In general, PA had larger variance estimates

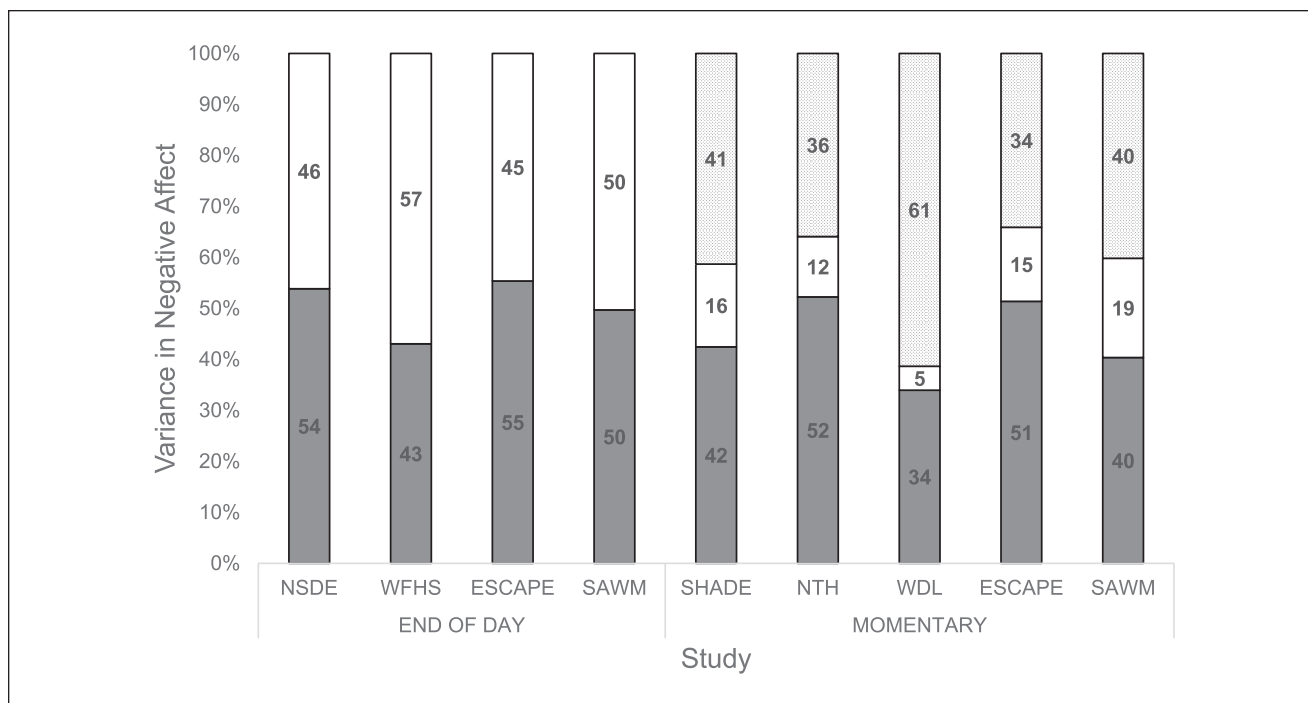


Figure 1. Percentages of between- (shaded) and within- (unshaded) person variance in negative affect (NA) in end of day (EOD) and ecological momentary assessment (EMA) reports.

Note. NSDE = National Study of Daily Experiences; WFHS = Work, Family, and Health Study; ESCAPE = Effects of Stress on Cognitive Aging, Physiology, and Emotions; SAWM = Stress and Working Memory; SHADE = Stress, Health, and Daily Experiences; NTH = North Texas Heart; WDL = Work and Daily Life. For each data set, percentage between-person variance is displayed in gray-shaded portions of the bars and percentage within-person variance is displayed in the unshaded portions. In momentary data sets, within-person variance can be decomposed into two sources, variation within-persons across days (the lower portion of the unshaded area) and variation within-persons within days (the upper dotted portion of the unshaded area). ESCAPE and SAWM are hybrid designs containing both EOD and momentary reports; thus, the EOD data from the hybrid studies are presented with the diary studies and the momentary data from these hybrid studies are presented with the EMA studies.

compared with NA. Figure S1 (Supplementary figure is available in online version of the article) displays the raw variance across the studies.

Reliability to Detect Individual Differences and Within-Person Fluctuations

Within-Person Reliability. Within-person reliability estimates for NA and PA for EOD studies are displayed in Table 4. In EOD data sets, R_{WP} for NA ranged from .73 to .85 ($M = 0.80$, $Mdn = 0.81$). PA R_{WP} ranged from .81 to .89 ($M = 0.85$, $Mdn = 0.84$) in EOD data sets. Reliability estimates for EMA data sets are displayed in Table 5. In EMA data sets, R_{WP} for NA ranged from .78 to .85 ($M = 0.82$, $Mdn = 0.83$) and for PA estimates ranged from .78 to .91 ($M = 0.85$, $Mdn = 0.85$).

Between-Person Reliability. Between-person reliability estimates for NA and PA for each study are displayed in Table 4 for EOD and Table 5 for EMA. In EOD data sets, NA R_{BP} ranged from .95 to .99 ($M = 0.97$, $Mdn = 0.97$); PA R_{BP} ranged from .98 to .99 ($M = 0.99$, $Mdn = 0.99$). In EMA data sets, NA

R_{BP} ranged from .99 to 1.00 ($M = 0.99$, $Mdn = 0.99$); PA R_{BP} ranged from .99 to 1.00 ($M = 1.00$, $Mdn = 1.00$).

Number of Items Required to Achieve Desired Reliability

Within-Person Reliability. Figure 3 displays the within-person reliability estimates for different numbers of items across our studies; Tables S2 and S5 (All supplementary tables are available in online version of the article.) show the estimates for Figure 3. In EOD assessments, our median estimates for adequate within-person reliability of .6 (i.e., adequate reliability) are three NA and PA items. For high within-person reliability of .8 (i.e., high reliability) in EOD studies, our median estimates are nine NA and six PA items. For an adequate within-person reliability in EMA studies, we estimate that a median of two NA and PA items would be needed. For high within-person reliability, our median estimates are four NA and three PA items in an EMA study.

Between-Person Reliability. Given the high between-person reliability, values were at ceiling across two or more items.

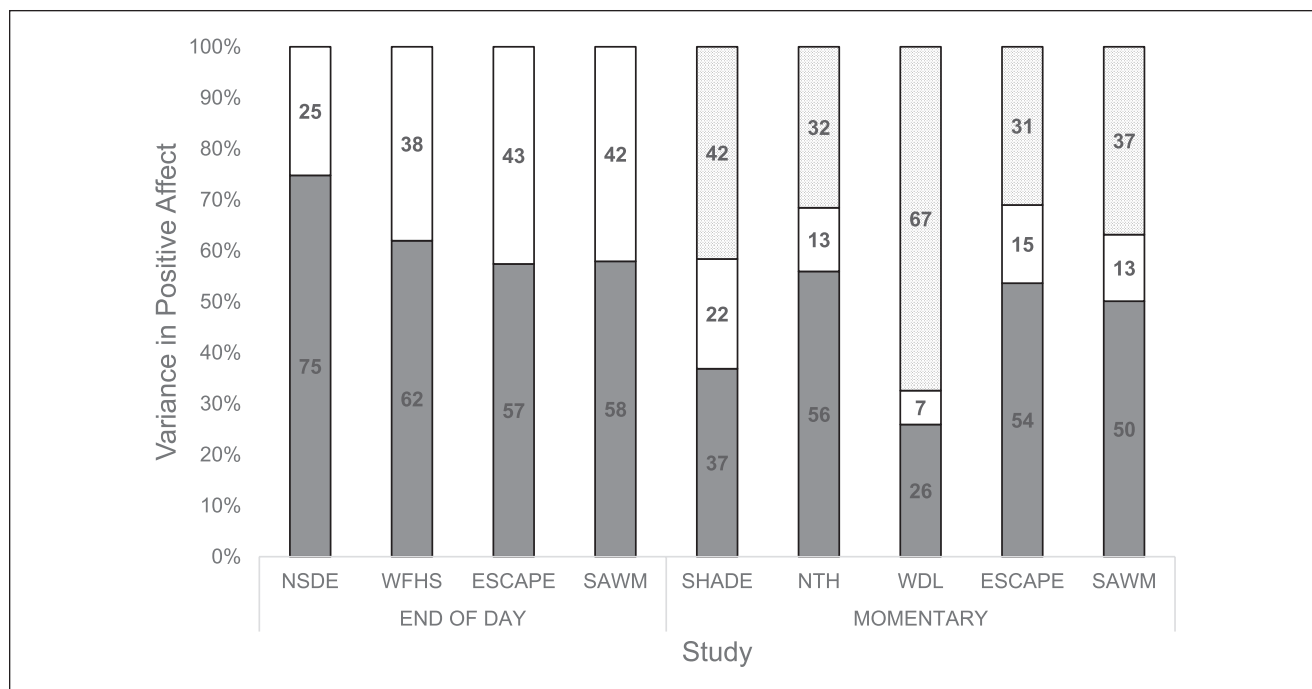


Figure 2. Percentages of between- (shaded) and within- (unshaded) person variance in positive affect (PA) in end of day (EOD) and ecological momentary assessment (EMA) Reports.

Note. NSDE = National Study of Daily Experiences; WFHS = Work, Family, and Health Study; ESCAPE = Effects of Stress on Cognitive Aging, Physiology, and Emotions; SAWM = Stress and Working Memory; SHADE = Stress, Health, and Daily Experiences; NTH = North Texas Heart; WDL = Work and Daily Life. For each data set, percentage between-person variance is displayed in gray-shaded portions of the bars and percentage within-person variance is displayed in the unshaded portions. In momentary data sets, within-person variance can be decomposed into two sources, variation within-persons across days (the lower portion of the unshaded area) and variation within-persons within days (the upper dotted portion of the unshaded area). ESCAPE and SAWM are hybrid designs containing both EOD and momentary reports; thus, the EOD data from the hybrid studies are presented with the diary studies and the momentary data from these hybrid studies are presented with the EMA studies.

Table 4. Between- and Within-Person Reliabilities in End of Day Data Sets.

Variance source	End of day NA				End of day PA			
	NSDE	WFHS	ESCAPE	SAWM	NSDE	WFHS	ESCAPE	SAWM
<i>Results</i>								
Person	0.04	0.07	286.46	0.75	0.46	0.38	353.28	0.72
Occasion	0.00	0.01	0.13	0.00	0.00	0.00	-0.55	0.00
Item	0.02	0.05	15.31	0.06	0.08	0.16	5.53	0.08
Person × occasion	0.04	0.07	186.32	0.71	0.15	0.20	221.19	0.47
Person × item	0.05	0.06	54.02	0.12	0.19	0.18	17.40	0.24
Occasion × item	0.00	0.00	0.37	0.00	0.00	0.00	0.16	0.00
Error	0.17	0.26	168.99	0.50	0.30	0.48	104.07	0.42
<i>Study characteristics</i>								
k (# occasions)	8	8	14	7	8	8	14	7
m (# items)	14	10	5	4	14	10	4	4
<i>Reliability estimates</i>								
R_{WP} (within-person reliability)	0.77	0.73	0.85	0.85	0.86	0.81	0.89	0.82
R_{BP} (between-person reliability)	0.97	0.95	0.99	0.98	0.99	0.98	0.99	0.98

Note. NSDE = National Study of Daily Experiences; WFHS = Work, Family, and Health Study; ESCAPE = Effects of Stress on Cognitive Aging, Physiology, and Emotions; SAWM = Stress and Working Memory. Within-person (R_{WP}) and Between-person (R_{BP}) reliability for negative affect (NA) and positive affect (PA) across end of day (EOD) reports. NSDE and WFHS are traditional daily diary studies; ESCAPE and SAWM results are drawn from the EOD reports from hybrid designs. For clarity, this table presents the results from the in the upper section, followed by the necessary study characteristics needed for reliability calculations, then the reliability estimates.

Table 5. Between- and Within-Person Reliabilities in Momentary Data Sets.

Variance Source	Momentary NA				Momentary PA			
	SHADE	NTH	ESCAPE	SAWM	SHADE	NTH	ESCAPE	SAWM
<i>Results</i>								
Person	0.46	0.24	259.99	0.60	0.78	0.73	359.56	0.66
Occasion	0.01	0.00	0.00	0.00	0.00	0.01	0.24	0.00
Item	0.17	0.03	11.38	0.06	0.05	0.05	9.85	0.12
Person × occasion	0.65	0.19	169.67	0.70	0.93	0.37	247.40	0.61
Person × item	0.26	0.11	44.22	0.10	0.09	0.23	20.18	0.24
Occasion × item	-0.01	0.00	0.32	0.00	0.00	0.01	0.09	0.00
Error	0.58	0.33	183.18	0.53	0.37	0.64	124.80	0.55
<i>Study characteristics</i>								
k (# occasions)	35	28	70	35	35	28	70	35
m (# items)	5	6	5	4	4	6	4	4
<i>Reliability estimates</i>								
R_{WP} (within-person reliability)	0.85	0.78	0.82	0.84	0.91	0.78	0.89	0.82
R_{BP} (between-person reliability)	0.99	0.99	1.00	0.99	1.00	1.00	1.00	0.99

Note. SHADE = Stress, Health, and Daily Experiences; NTH = North Texas Heart; ESCAPE = Effects of Stress on Cognitive Aging, Physiology, and Emotions; SAWM = Stress and Working Memory. Within-person (R_{WP}) and between-person (R_{BP}) reliability for negative affect (NA) and positive affect (PA) across momentary reports. SHADE and NTH are traditional ecological momentary assessment (EMA) studies; ESCAPE and SAWM results are drawn from the momentary reports from hybrid designs. For clarity, this table presents the results in the upper section, followed by the necessary study characteristics needed for reliability calculations, then the reliability estimates. The work daily life (WDL) EMA study is not represented in this table because the study utilized a single item measure for NA and PA; thus, neither R_{WP} nor R_{BP} reliability could be calculated.

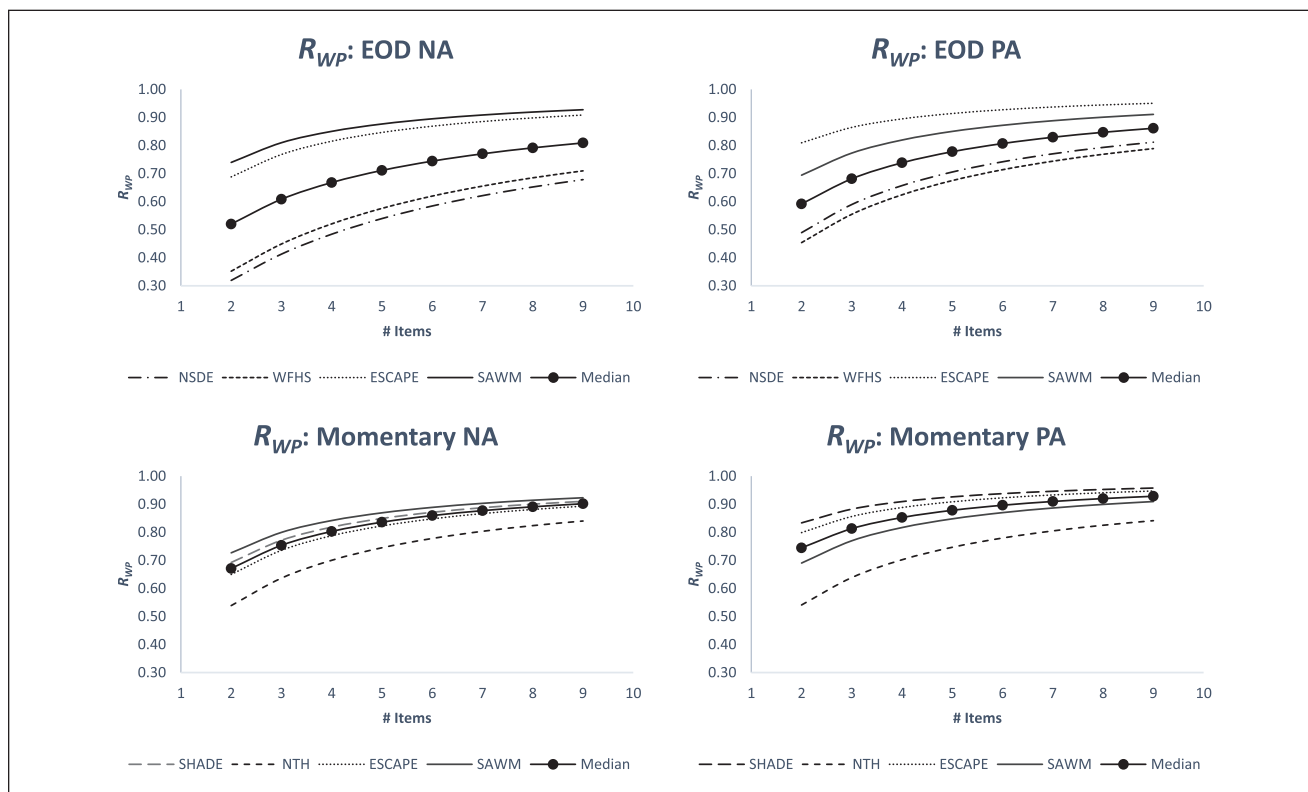


Figure 3. Plots for estimated reliability of within-person (R_{WP}) assessments of negative affect (NA) and positive affect (PA) based on coordinated analyses of end of day (EOD) and momentary data sets.

Note. NSDE = National Study of Daily Experiences; WFHS = Work, Family, and Health Study; ESCAPE = Effects of Stress on Cognitive Aging, Physiology, and Emotions; SAWM = Stress and Working Memory; SHADE = Stress, Health, and Daily Experiences; NTH = North Texas Heart. ESCAPE and SAWM are hybrid designs containing both EOD and momentary reports; thus, the EOD data from the hybrid studies are presented with the diary studies and the momentary data from these hybrid studies are presented with the ecological momentary assessment (EMA) studies.

The estimates, however, are provided in Tables S2-S5. For both EOD and EMA studies, the median estimates indicate that high between-person reliability was achieved with two items for NA and PA.

Discussion

Given the emergence of affect variance as an indicator of emotional lability associated with or reflective of constructs such as stress reactivity, we used a coordinated analysis approach to examine between-person and within-person variance in NA and PA in seven studies of self-reported affect in everyday life. We also calculated between-person and within-person reliability of these assessments. These studies varied in their samples, items, response formats, and measurement frequencies but each asked participants to report on their negative and positive affective experiences in daily life.

Persons, Days, and Moments

Across EOD and EMA studies the median results indicate that there is about a 50:50 split of between to within-person variance in NA, whereas in PA, we observed somewhat more between-person variance with about 44% at the within-person level. The figures show remarkable consistency across the studies, with exception of relatively low between-person NA variance in one EMA study (i.e., WDL) and low within-person PA variance in one EOD study (i.e., NSDE). For most studies examined, close to half the variance in affect was due to semistable differences across the periods studied between individuals on average. That is, although ILD are often motivated by questions of within-person fluctuation, the widely consistent findings across these data sets indicate that ILD can also provide information about individual differences—and have high reliability with relatively few items. Also, as displayed in Figure S1, although the ratios of between-person to within-person variance in PA was somewhat higher in many of the studies that in was in NA, it would not be accurate to say that PA varies less than NA. In absolute terms, only one EOD study (i.e., SAWM) showed greater total variance in NA than in PA. In response to our goal of replication with coordinated analysis, this consistency is notable given the diversity of items, response scales, response options, assessment frequencies, and samples.

Our central question in decomposing affective variance was about the relative contribution of days and moments to the within-person variance that is the focus of much of ILD research on affect. Based on the five EMA data sets, we found that about 15% of the total NA variation was at the day level and about 40% was at the moment level. For PA, we found about 13% at the day level and 37% of the total variance at the moment level. These results suggest that the largest proportion of within-person variance arises within

days. One possible explanation for this pattern is that the relatively lower day-level variance may represent routines and schedules which are fairly consistent when viewed at the day level—that, for example, the overall effect of a given Tuesday and Wednesday may be interchangeable. Over shorter intervals, however, individuals may be shifting environments, social partners, tasks, and so on, and these contextual and motivational shifts may help explain, for example, why an individual's affective experiences at 9 a.m. and 9 p.m. on the same day may differ (and, in fact, more so than 9 a.m. on one day and 9 a.m. the next day).

We noted earlier that researchers often collect ILD to identify within-person affect variance without distinguishing between the multiple timescales over which these states unfold. We posed the question, “does affect vary more within a day than across days?” to assist researchers in both design and analysis choices. For researchers deciding between an EMA and diary approach for affect assessment, we found more within-person NA and PA variance was at the momentary compared with daily level, suggesting that if we relied on a single measurement for each day, we may risk that much of the within-person variance we observe is occurring over a faster, unmeasured timescale. For EMA researchers planning analyses and deciding between a two level (e.g., observation, person) and three level (e.g., moment, day, person), we caution, however, that 13% to 15% of the total variance is not negligible. Indeed, about 1/4 of the within-person variance on average was at the day level. If our goal is to understand whether someone is happier or unhappier than usual at a particular time, up to 1/4 of the explanation may depend on identifying factors that occur over a longer time period (e.g., 24 hours). For example, weekend/weekday and work/nonwork effects have been found as predictors of state affect (e.g., Ram et al., 2014; Ryan, Bernstein, & Brown, 2010). Some research questions may involve predictors that occur intermittently across the day (i.e., social interactions, stressors), whereas other predictors may occur only a few times across the study period (i.e., seizure event among individuals with epilepsy, binge drinking in college students) but still have a strong link to affect. Using a three-level model with EMA data can help determine how well we have identified predictors of within-person fluctuations in affect.

In the present analyses, we have limited our examination to variance in affective states—how individuals vary from each other on average, how observations from the same individual vary from one day to another, and how observations from the same individual vary from one momentary assessment to another. Affective instability (Ebner-Priemer et al., 2009; Jahng, Wood, & Trull, 2008; Larsen, 1987; Russell & Barrett, 1999; Trull et al., 2008), describing temporal ordering in shifts in affect, is also an important and relevant future direction for replication through coordinated analysis.

Reliability

We replicated prior work showing that EOD and momentary reports show excellent reliability for detecting individual differences ($R_{BP} \geq .95$) using EOD and EMA to assess NA and PA (Cranford et al., 2006). This indicates that, even with varying numbers of items and item content, EOD and EMA studies are well-poised for answering questions of individual differences—such as, do individuals high in neuroticism report higher NA in daily life than individuals low in neuroticism?

We also demonstrated adequate-to-high within-person reliability ($R_{WP} \geq .73$). The consistency of the within-person reliabilities across the studies is an important finding. As described in the variance decomposition descriptions, the lowest level of variance estimates (e.g., day-level in diary and hybrid EOD and moment-level in EMA and hybrid momentary) reflect true within-person variation and error. We noted above that a relatively greater proportion of the within-person variance in EMA studies was at the momentary compared with the daily level; thus, it is important to examine the reliability of these within-person estimates. The pattern indicates that the within-person variance detected in these data sets was likely due to actual changes in affect states within individuals across time rather than unreliable measurement. Within this pattern, however, it is important to note the relatively lower within-person NA reliability for the diary studies (e.g., WFHS, NSDE). These studies had adequate reliability ($R_{WP} = .73-.77$) but differed in several ways from the hybrid EOD studies. These lower within-person reliabilities could be due to the reporting of frequency rather than intensity of affective states, the response scale, or the mode of administration (i.e., telephone interview vs. self-initiated mobile survey, number and spacing of assessments). Another possibility is that these studies had many more NA items (10-14 compared with 4-5 items) which may have clustered into NA subtypes (see Charles, Mogle, Leger, & Almeida, 2017). That is, pooling across possible subtypes (e.g., anger, sadness) to create a general composite may have resulted in lower reliability in these studies. Within-person reliability estimates for PA in these studies, however, were in line with the estimates from the other EOD data from hybrid studies (i.e., ESCAPE, SAWM) despite the large number of items, use of frequency ratings, and administration mode.

Given the consistency in the estimates for between-person and within-person reliability, one question generated by this work is, do the specific items matter? At least for broad conceptions of NA and PA, it appears the answer is not a lot. Our analyses drew from a total of 23 NA and 26 PA items. We conducted our analyses based on study-specific NA and PA composites. Only happy, tense, sad, and angry (or close variants, i.e., extremely happy, tense/

anxious, so sad nothing could cheer you up) were shared across five or more data sets and none of the studies included all of these items. For the coordinated analysis approach, we used, then, examinations of discrete emotions and circumplex models were not appropriate. It is certainly possible that the between-person and within-person contributions to variance in, for example, anger-related items may differ from those in depression-related items. By extension, recommendations for numbers of items needed reliably measure a particular subtype of affect (e.g., depression, hostility, anxiety) may differ from the recommendations we provided for general NA and PA. As a starting point for researchers interested in specific subtypes, Cranford et al. (2006) calculated reliabilities with three items each for anxious mood, depressed mood, and anger. With the growing popularity of ILD designs, however, it is likely that future work will be able to extend the coordinated analysis approach to data sets with multiple items for specific subcomponents to better address this issue.

Leveraging Coordinated Analyses for Future Design Decisions

The third goal of this project was to aid researchers in designing future studies of affect variance. Bearing in mind differences in sample, items, spacing and total number of assessments, and format, we estimated that the median number of items needed for adequate within-person reliability for NA or PA with a diary or EOD hybrid design is about three. To reach high (i.e., $> .8$) reliability, double the items may be needed. For momentary assessments, we found adequate within-person reliability with a median of two items. Again, our median estimate indicates that double the number may be necessary to reach high within-person reliability of NA or PA.

These relatively low numbers may be reassuring as researchers grapple with design decisions to balance ILD participant burden with reliability. Based on our results, it appears that a relatively low number of items are likely to achieve high reliability for detecting within-person fluctuations in affect. We note, however, that these items should be carefully chosen if the goal is to create composites and examine constructs like NA and PA. Another important consideration is the balance between psychometrics and content validity. That is, the analyses presented here provide information about the number of items needed for reliable assessments of individual differences and within-person fluctuations. The present work, however, does not shed light on whether the composites (or the specific items) are functionally important in the proposed processes and phenomena (e.g., high vs. low arousal NA items and their signal for predicting health outcomes).

In our secondary analysis of existing data, we were limited to manipulating m (i.e., the number of items) in

our calculations and examining the impact on reliability, holding all other contributors in each study constant. We, of course, recognize that many other design factors could affect the other terms in these equations (e.g., the variance due to person, occasion, item, and the interactions of person \times item, occasion \times item, and person \times occasion) and as a result, affect the reliability. For example, as mentioned in the previous section, the two studies with the lowest within-person NA reliability were diary studies (NSDE and WFHS) which asked about the frequency of emotional experiences; all the other studies were phrased as intensity ratings. These studies had the lowest raw variance in NA and PA (Table S1). Similarly, response format could also influence variance. Only one hybrid study (ESCAPE) used a visual analog scale ranging from 0 to 100 for EOD and EMA ratings; all other studies used Likert-type scale ratings with 5 to 7 response options. As such, there is great need for further psychometric work in ILD measurement, including both secondary analyses and experimental manipulations of design factors (among many other approaches; see, e.g., Mehl & Conner, 2011; Stone, Shiffman, Atienza, & Nebeling, 2007). This psychometric work fits with the National Institutes of Health Common Fund's Science of Behavior Change program's efforts to assist researchers in developing and using verified measures of, for example, stress response indicators such as NA. This growing measures repository is available at <https://scienceofbehaviorchange.org/measures/>.

Conclusion

These analyses demonstrate that, across studies, about half of total variance can be attributed to between-person differences, with the remaining half due to within-person variance (NA: 45% to 66%, PA: 25% to 74%). By utilizing data from EMA studies, we were able to demonstrate that substantially more of the within-person variance was attributable to the momentary (within-day) level rather than the daily (between-day) level. Regarding the reliability of assessments, across all studies—despite differences in items, designs, and samples—reliability was adequate to high at all levels of analysis (within-person: .73-.91; between-person: .96-1.00). Moreover, reliable assessments can be readily achieved using relatively few numbers of items, particularly in EMA studies. This work is conducted within the context of growing interest in, and calls for, the use of ILD in clinical settings (e.g., for precision medicine, ambulatory, and/or adaptive interventions); yet ILD approaches lack the psychometric foundation underlying most of our traditional “trait” measures. We hope that this, and related work, will help inform such use of ILD but also serve as a reminder for the need for foundational work (e.g., measurement issues) in these domains.

Declaration of Conflicting Interests

The author(s) declared no potential conflicts of interest with respect to the research, authorship, and/or publication of this article.

Funding

The author(s) disclosed receipt of the following financial support for the research, authorship, and/or publication of this article: This study was supported by the National Institutes of Health (NIH) Science of Behavior Change Common Fund Program through an award administered by the National Institutes of Aging (UH2-AG052167). Support for the individual data sets was provided by the sources described below. ESCAPE: This work was supported by the National Center for Advancing Translational Sciences (NCATS), the Leonard and Sylvia Marx Foundation, the Czap Foundation, and the National Institute on Aging (R01 AG039409, R01 AG042595, P01 AG03949, CTSA 1UL1TR001073). NSDE: This work was supported by the National Institute on Aging (P01 AG020166 and R01 AG019239). NTH: This work was supported by the Basic Behavioral and Social Sciences Research Opportunity Network (OppNet) and by the National Heart, Lung, and Blood Institute (R01 HL109340). SAWM: This work was supported by the National Institute on Aging (R01 AG026728). SHADE: This work was supported by the National Heart, Lung, and Blood Institute (R01 HL067990). WDL: This work was supported by the Gallup Organization. WFHS: This work was supported by the National Institute of Child Health and Human Development, the National Institute for Occupational Safety and Health, the William T. Grant Foundation, the Alfred P Sloan Foundation, the Administration for Children and Families, the National Institute on Aging, and the National Heart, Lung, and Blood Institute (U01HD051217, U01HD051218, U01HD051256, U01HD051276, U01AG027669, U01OH008788, U01HD059773, R01HL107240).

Notes

1. As a fidelity check, we did a follow-up in which we created four simple random samples from the NSDE data set and conducted parallel analyses on each. The pattern of results was consistent across these subsamples, thus, for simplicity here and in the macro available on our project site, we present the results based on one simple random sample.
2. In these models, the lowest level within-person variance (i.e., day in EOD, moment in EMA) is given by the residual variance in the covariance matrix. This residual term includes “error,” which is operationalized as interitem variance.
3. de Haan-Rietdijk et al. (2016) directed researchers not to rely on the significant tests from these empty models when determining whether to use a three-level or two-level structure; instead, they recommend using Akaike's information criterion to examine the results of autoregressive multilevel models. This approach is important for determining whether higher order variance structures are needed once lower ordered variance is taken into account. As our research questions are about estimating the relative contributions of variance at different levels and detecting time scales over which reliable variance can be measured, we do not take this alternate approach.

4. Nezlek (2016) reviews the merits and weaknesses of various approaches for calculating within-person reliability in ILD and recommends the Cranford et al. (2006) approach for fixed daily diary designs.
5. Cranford et al. (2006) used the maximum number of study days to calculate this in their daily diary studies. Although all the studies employed in our analysis had good compliance, it is rare for a majority of participants to complete every possible daily diary phone interview, EOD survey, or momentary beeped prompt. To account for this, we calculated between-person reliability and within-person reliability for each study based on the number of observations completed on average (i.e., average compliance \times maximum observations possible); this provides a more conservative estimate. We also calculated using maximum observations possible but do not present these in the tables nor text. Estimates using average observations completed compared with maximum possible differed by $<.003$.

Supplemental Material

Supplemental material for this article is available online.

References

- Almeida, D. M., McGonagle, K., & King, H. (2009). Assessing daily stress processes in social surveys by combining stressor exposure and salivary cortisol. *Biodemography and Social Biology*, *55*, 219-237. doi:10.1080/19485560903382338
- Bisconti, T. L., Bergeman, C. S., & Boker, S. M. (2004). Emotional well-being in recently bereaved widows: A dynamical systems approach. *Journals of Gerontology: Series B*, *59*, P158-P167. doi:10.1093/geronb/59.4.P158
- Bray, J. W., Kelly, E. L., Hammer, L. B., Almeida, D. M., Dearing, J. W., King, R. B., & Buxton, O. M. (2013). *An integrative, multilevel, and transdisciplinary research approach to challenges of work, family, and health* (RTI Press publication MR-0024-1303). Retrieved from <https://www.rti.org/sites/default/files/resources/rti-publication-file-cd871e9b-8088-4e2b-81b7-fef5b7b6df48.pdf>
- Brose, A., Scheibe, S., & Schmiedek, F. (2013). Life contexts make a difference: Emotional stability in younger and older adults. *Psychology and Aging*, *28*, 148-159. doi:10.1037/a0030047
- Carstensen, L. L., Turan, B., Scheibe, S., Ram, N., Ernsner-Hersfield, H., Samanez-Larkin, G. R., . . . Nesselroade, J. R. (2011). Emotional experience improves with age: Evidence based on over 10 years of experience sampling. *Psychology and Aging*, *26*, 21-33. doi:10.1037/a0021285
- Charles, S. A., Mogle, J., Leger, K. A., & Almeida, D. M. (2017). Age and the factor structure of emotional experience in adulthood. *Journals of Gerontology: Series B*, gbx116, doi:10.1093/geronb/gbx116
- Cranford, J. A., Shrout, P. E., Iida, M., Rafaeli, E., Yip, T., & Bolger, N. (2006). A procedure for evaluating sensitivity to within-person change: Can mood measures in diary studies detect change reliably? *Personality and Social Psychology Bulletin*, *32*, 917-929. doi:10.1177/0146167206287721
- Curran, P. J., & Hussong, A. M. (2009). Integrative data analysis: The simultaneous analysis of multiple data sets. *Psychological Methods*, *14*, 81-100.
- Damaske, S., Smyth, J. M., & Zawadzki, M. J. (2014). Has work replaced home as a haven? Re-examining Arlie Hochschild's Time Bind proposition with objective stress data. *Social Science & Medicine*, *115*, 130-138. doi:10.1016/j.socscimed.2014.04.047
- de Haan-Rietdijk, S., Kuppens, P., & Hamaker, E. L. (2016). What's in a day? A guide to decomposing the variance in intensive longitudinal data. *Frontiers in Psychology*, *7*. doi:10.3389/fpsyg.2016.00891
- Diener, E., & Emmons, R. A. (1984). The independence of positive and negative affect. *Journal of Personality and Social Psychology*, *47*, 1105-1117.
- Ebner-Priemer, U. W., Eid, M., Kleindienst, N., Stabenow, S., & Trull, T. J. (2009). Analytic strategies for understanding affective (in)stability and other dynamic processes in psychopathology. *Journal of Abnormal Psychology*, *118*, 195-202. doi:10.1037/a0014868
- Eid, M., & Diener, E. (1999). Intraindividual variability in affect: Reliability, validity, and personality correlates. *Journal of Personality and Social Psychology*, *76*, 662-676. doi:10.1037/0022-3514.76.4.662
- Gorin, A. A., & Stone, A. A. (2001). Recall biases and cognitive errors in retrospective self-reports: A call for momentary assessments. *Handbook of Health Psychology*, *23*, 405-413.
- Gross, J. J., & Jazaieri, H. (2014). Emotion, emotion regulation, and psychopathology: An affective science perspective. *Clinical Psychological Science*, *2*, 387-401. doi:10.1177/2167702614536164
- Hofer, S. M., & Piccinin, A. M. (2009). Integrative analysis through coordination of measurement and analysis protocol across independent longitudinal studies. *Psychological Methods*, *14*, 150-164.
- Jahng, S., Wood, P. K., & Trull, T. J. (2008). Analysis of affective instability in ecological momentary assessment: Indices using successive difference and group comparison via multilevel modeling. *Psychological Methods*, *13*, 354-375. doi:10.1037/a0014173
- Kuppens, P., Van Mechelen, I., Nezlek, J. B., Dossche, D., & Timmermans, T. (2007). Individual differences in core affect variability and their relationship to personality and psychological adjustment. *Emotion*, *7*, 262-274. doi:10.1037/1528-3542.7.2.262
- Larsen, R. J. (1987). The stability of mood variability: A spectral analytic approach to daily mood assessments. *Journal of Personality and Social Psychology*, *52*, 1195-1204. doi:10.1037/0022-3514.52.6.1195
- Mehl, M. R., & Conner, T. S. (2011). *Handbook of research methods for studying daily life*. New York, NY: Guilford Press.
- Mogle, J., Muñoz, E., Hill, N. L., Smyth, J. M., & Sliwinski, M. J. (2017). Daily memory lapses in adults: Characterization and influence on affect. *Journals of Gerontology: Series B*, gbx012. doi:10.1093/geronb/gbx012
- Moskowitz, D. S., & Zuroff, D. C. (2004). Flux, pulse, and spin: Dynamic Additions to the personality lexicon. *Journal of Personality and Social Psychology*, *86*, 880-893. doi:10.1037/0022-3514.86.6.880
- Mroczek, D. K., & Kolarz, C. M. (1998). The effect of age on positive and negative affect: A developmental perspective on

- happiness. *Journal of Personality and Social Psychology*, 75, 1333-1349.
- Nezlek, J. B. (2016). A practical guide to understanding reliability in studies of within-person variability. *Journal of Research in Personality*, 69, 149-155. doi:10.1016/j.jrp.2016.06.020
- Pressman, S. D., & Cohen, S. (2005). Does positive affect influence health? *Psychological Bulletin*, 131, 925-971. doi:10.1037/0033-2909.131.6.925
- Ram, N., Conroy, D. E., Pincus, A. L., Lorek, A., Rebar, A., Roche, M. J., . . . Gerstorf, D. (2014). Examining the interplay of processes across multiple time-scales: Illustration with the Intraindividual Study of Affect, Health, and Interpersonal Behavior (iSAHIB). *Research in Human Development*, 11, 142-160. doi:10.1080/15427609.2014.906739
- Ram, N., & Gerstorf, D. (2009). Time-structured and net intraindividual variability: Tools for examining the development of dynamic characteristics and processes. *Psychology and Aging*, 24, 778-791.
- Ruiz, J., Taylor, D., Uchino, B. N., Smith, T., Allison, M., Ahn, C., . . . Smyth, J. M. (2017). Evaluating the longitudinal risk of social vigilance on atherosclerosis: Study protocol for the North Texas Heart Study. *BMJ Open*, 7(8). Retrieved from <https://bmjopen.bmj.com/content/7/8/e017345>
- Russell, J. A. (1980). A circumplex model of affect. *Journal of Personality and Social Psychology*, 39, 1161-1178.
- Russell, J. A., & Barrett, L. F. (1999). Core affect, prototypical emotional episodes, and other things called emotion: Dissecting the elephant. *Journal of Personality and Social Psychology*, 76, 805-819. doi:10.1037/0022-3514.76.5.805
- Ryan, R. M., Bernstein, J. H., & Brown, K. W. (2010). Weekends, work, and well-being: Psychological need satisfactions and day of the week effects on mood, vitality, and physical symptoms. *Journal of Social and Clinical Psychology*, 29, 95-122.
- Scott, S. B., Graham-Engeland, J. E., Engeland, C. G., Smyth, J. M., Almeida, D. M., Katz, M. J., . . . Sliwinski, M. J. (2015). The Effects of Stress on Cognitive Aging, Physiology and Emotion (ESCAPE) Project. *BMC Psychiatry*, 15, 146. doi:10.1186/s12888-015-0497-7
- Segerstrom, S. C., Boggero, I. A., Smith, G. T., & Sephton, S. E. (2014). Variability and reliability of diurnal cortisol in younger and older adults: Implications for design decisions. *Psychoneuroendocrinology*, 49, 299-309. doi:10.1016/j.psneuen.2014.07.022
- Smyth, J. M., Sliwinski, M. J., Zawadzki, M. J., Scott, S. B., Conroy, D., Lanza, S. T., . . . Almeida, D. M. (2018). Everyday stress response targets in the science of behavior change. *Behavior Research and Therapy*, 101, 20-29. doi:10.1016/j.brat.2017.09.009
- Smyth, J. M., Zawadzki, M. J., Santuzzi, A. M., & Filipkowski, K. B. (2014). Examining the effects of perceived social support on momentary mood and symptom reports in asthma and arthritis patients. *Psychology & Health*, 29, 813-831. doi:10.1080/08870446.2014.889139
- Stone, A. A., Shiffman, S., Atienza, A., & Nebeling, L. (2007). *The science of real-time data capture: Self-reports in health research*. New York, NY: Oxford University Press.
- Suls, J., Green, P., & Hillis, S. (1998). Emotional reactivity to everyday problems, affective inertia, and neuroticism. *Personality and Social Psychology Bulletin*, 24, 127-136. doi:10.1177/0146167298242002
- Trull, T. J., Solhan, M. B., Tragesser, S. L., Jahng, S., Wood, P. K., Piasecki, T. M., & Watson, D. (2008). Affective instability: Measuring a core feature of borderline personality disorder with ecological momentary assessment. *Journal of Abnormal Psychology*, 117, 647-661. doi:10.1037/a0012532
- Watson, D. (1988). Intraindividual and interindividual analyses of positive and negative affect: Their relation to health complaints, perceived stress, and daily activities. *Journal of Personality and Social Psychology*, 54, 1020-1030. doi:10.1037/0022-3514.54.6.1020
- Watson, D., & Clark, L. A. (1999). *The PANAS-X: Manual for the positive and negative affect schedule-expanded form*. Retrieved from https://ir.uiowa.edu/cgi/viewcontent.cgi?referer=https://www.google.co.in/&httpsredir=1&article=1011&context=psychology_pubs/
- Watson, D., Clark, L. A., & Tellegen, A. (1988). Development and validation of brief measures of positive and negative affect: the PANAS scales. *Journal of personality and social psychology*, 54, 1063-1070.