

Linking Stable and Dynamic Features of Positive Affect to Sleep

Anthony D. Ong, PhD · Deinera Exner-Cortens, MPH ·
Catherine Riffin, MA · Andrew Steptoe, DPhil ·
Alex Zautra, PhD · David M. Almeida, PhD

© The Society of Behavioral Medicine 2013

Abstract

Background Poor sleep contributes to adult morbidity and mortality.

Purpose The study examined the extent to which trait positive affect (PA) and PA reactivity, defined as the magnitude of change in daily PA in response to daily events, were linked to sleep outcomes.

Methods Analyses are based on data from 100 respondents selected from the National Survey of Midlife in the United States.

Results Multilevel analyses indicated that higher levels of trait PA were associated with greater morning rest and better overall sleep quality. In contrast, PA reactivity was associated with diminished sleep efficiency. Finally, interactions between PA reactivity and trait PA emerged on all three sleep measures, such that higher event-related change in daily positive affect was associated with impaired sleep, especially among individuals high in trait PA.

Conclusions Results suggest that high trait PA, when coupled with high PA reactivity, may contribute to poor sleep.

Keywords Trait positive affect · Positive affect reactivity · Sleep

Introduction

Changes in fundamental aspects of sleep, including poorer sleep efficiency and greater sleep disturbances, can have profound health effects that contribute to increased risk for adult morbidity and all-cause mortality [1–3]. While

progressive loss of sleep adversely affects health and well-being, recent empirical evidence demonstrates that positive affect (PA) may be conducive to adaptive sleep patterns. In an illustrative study, Steptoe, O'Donnell, Marmot, and Wardle [4] reported an inverse association between trait PA and sleep problems among a sample of healthy adults. Other studies conducted with clinical samples and healthy controls show similar associations between PA and sleep quality indicators, including increases in sleep duration and decreases in fragmented rapid eye-movement sleep [5, 6]. The available evidence, thus, suggests that the restorative benefits of sleep may be enhanced by high trait PA. Moreover, these associations appear to be independent of negative affect (NA), suggesting that high trait PA may have a salutary health effect that is distinct from that associated with low NA [7].

Although previous research suggests that high trait PA is associated with improved sleep [8, 9], little is known about how day-to-day changes in PA are connected to sleep. Whereas trait PA refers to people's characteristic global levels of positive affect, PA reactivity can be conceptualized as the within-person or intraindividual covariation between daily events and daily PA [10, 11]. High reactivity theoretically reflects a diathesis that constitutes vulnerability [11]. Although much of the existing literature has focused on NA reactivity to daily stressors [12–16], recent research suggests PA reactivity to everyday situations that are positive as well as stressful may account for important variations in health and well-being [17]. For example, O'Neill, Cohen, Tolpin, and Gunthert [10] demonstrated that heightened PA reactivity to daily interpersonal stressors was a unique vulnerability factor in the development of later depressive symptoms. Along similar lines, Finan, Zautra, and Davis [18] observed that failure to maintain PA in the face of daily pain reflected a vulnerability for fibromyalgia patients. More recently, Mroczek et al. [19] showed that deficits in PA in response

A. D. Ong (✉) · D. Exner-Cortens · C. Riffin · A. Steptoe ·
A. Zautra · D. M. Almeida
Cornell University, Ithaca, NY, USA
e-mail: ado4@cornell.edu

to daily stressors predicted mortality. Finally, and more specific to the issue of sleep, is a finding by Talbot, Hairston, Eidelman, Gruber, and Harvey [20] that, among individuals with bipolar disorder, difficulties in regulating PA following a positive mood induction contributed to disturbances in sleep onset latency. These findings, in combination with previous research [11, 21], suggest that PA reactivity may function in a diathesis-stress-like manner in conferring differential vulnerability to poor sleep.

Beyond consideration of affective reactivity to putatively positive and negative experiences, studies examining affect variability also provide evidence relevant to individual differences in affective functioning. Affect variability refers to the amount of fluctuation in affective states and, in previous research, has been operationalized as the intraindividual standard deviation (iSD) of affect scores across time; the larger the standard deviation, the more variable an individual's affect. A number of studies have shown that individual differences in affect variability are stable across time [22–24] and linked to personality traits such as neuroticism and extraversion [25, 26]. More recently, Gruber and colleagues [27] showed that independent of average levels of PA, variability in PA was associated with lower life satisfaction and higher depression and anxiety. It is important to point out, however, that, as a potential vulnerability factor, affect reactivity should be differentiated from affect variability (e.g., iSD), because vulnerability in the latter sense does not directly account for the covariation between exogenous influences and daily affect that may be present in the former [11, 12, 28].

A better understanding of individual differences in PA reactivity has important theoretical and practical implications. First, it may clarify the extent to which affect reactivity is a distinct dynamic facet, separate from trait affect, along which individuals can be characterized [11]. Second, prior investigations have generally examined PA reactivity in response to negative events or stressors, thereby leaving open the question of whether, as a potential vulnerability byproduct, PA reactivity is unique to negative events [10], positive events [29], or the overall ratio of positive to negative events [30]. Third, a focus on PA reactivity may help to provide a potential explanation for why, at very high levels, PA may sometimes confer detrimental outcomes [31, 32]. For instance, Diener, Colvin, Pavot, and Allman [33] reported that people who experienced intense PA were more likely to experience intense NA as well. Likewise, Friedman and colleagues found that extremely cheerful people were more likely to engage in risky health behaviors [34] that increased their risk of early mortality [35]. Thus, examining changes in PA in response to daily positive and negative events may help to reveal trait vulnerabilities in PA and thereby point to the dynamics associated with fragile high PA. A similar emphasis on understanding the interactive

roles of stable and dynamic processes has been offered by Kernis and Waschull [36] in their discussion of the distinction between secure and vulnerable self-esteem. For example, Kernis and colleagues demonstrated that individuals with characteristically high but unstable feelings of self-worth scored higher on measures of hostility [37] and defensiveness [38], and lower on measures of psychological well-being [39].

The Current Study

The current study aims to extend conceptual understanding of the relationship between PA and sleep. Extrapolating from previous research, we hypothesized that: (1) higher levels of trait PA would relate to more adaptive sleep outcomes (i.e., greater morning rest, better overall sleep quality, and increased sleep efficiency); (2) greater PA reactivity would be associated with poorer sleep outcomes; and (3) high PA reactivity would interact with high trait PA to exacerbate sleep problems.

Methods

Sample and Procedure

The data for the current study are from a subset of participants in the Midlife in the United States Survey (MIDUS II), a national probability survey of health and aging ($n=4,963$; age, 35–85 years) conducted in the United States between January 2004 and August 2005. Starting in April 2004, a subsample of MIDUS II respondents ($n=2,022$) were recruited for the second wave of the National Study of Daily Experiences (NSDE II), an 8-day protocol which consisted of a 10–15-min telephone interview on eight consecutive evenings at approximately the same time each day [40]; the average time between the MIDUS II survey and NSDE II telephone interview was approximately 9 months ($M=9.1$ months, $SD=7.6$ months). Of these, 100 respondents (47 men and 53 women; age, 43–68 years) subsequently participated in the Biomarker Study (University of Wisconsin-Madison) that included a 7-day sleep study from which the current data were drawn; the average time between the NSDE II telephone interview and the Biomarker Study was approximately 23 months ($M=23.2$ months, $SD=13.6$ months). The current analysis, thus, used available data from all respondents who progressed through the MIDUS II, NSDE II, and Biomarker studies. Data collection for the national probability, telephone, and sleep studies were approved by the Institutional Review Boards at each participating site, and all respondents provided informed consent. More information on MIDUS II participants and subsamples are available elsewhere [41].

Measures

Trait Positive Affect

Data on trait PA was obtained in MIDUS II by self-administered questionnaire. Participants rated the amount of time they experienced various affective states over the past 30 days on a five-point scale, ranging from 1 (none of the time) to 5 (all of the time). The six-item trait PA scale (i.e., “cheerful,” “in good spirits,” “extremely happy,” “calm and peaceful,” “satisfied,” and “full of life”) was comprised of items from several well-validated measures of trait PA including the Affect Balance Scale [42] and General Well-Being Schedule [43]. In the current sample, Cronbach’s alpha for the six-item scale was 0.82.

Daily Positive Affect

Data on daily PA was obtained in NSDE II by telephone interview. Thirteen items were used to assess daily PA (i.e., “in good spirits,” “cheerful,” “extremely happy,” “calm and peaceful,” “satisfied,” “full of life,” “close to others,” “like you belong,” “enthusiastic,” “attentive,” “proud,” “active,” and “confident”). Each evening, participants indicated how frequently they felt each affective state during the past 24 h using a five-point scale (0=none of the time, 4=all of the time). Cronbach’s alpha for the 13-item scale was 0.92.

Daily Events

During the NSDE II telephone interview, respondents completed a daily inventory of positive and negative events. Daily negative events were assessed through the Daily Inventory of Stressful Events [44]. The inventory consists of seven stem questions used to obtain information about stressor occurrence in the past 24 h: having arguments, avoiding arguments, work stressors, home stressors, and network stressors (i.e., stressors that occurred to friends and family). Participants also reported positive events that occurred in the previous 24 h using five questions: a positive interaction with someone, a positive experience at work, a positive event at home, a positive event experienced by a close friend or relative, or anything else that was particularly positive.

Sleep Quality

Data on sleep quality were obtained in the sleep protocol that was part of the larger Biomarker Study. For seven consecutive days, participants wore a Mini Mitter Actiwatch®-64 activity monitor and also completed a paper-and-pencil daily sleep diary over the same time period. Self-reported sleep measures included morning rest level and overall sleep quality. Upon awakening, respondents indicated how well-rested they felt

using a five-point scale (1=well rested, 5=poorly rested). Subjective ratings of overall sleep quality were similarly assessed using a five-point scale (1=very good, 5=very poor). Items were reverse-coded so that higher values represented more rest and better overall sleep quality. Sleep efficiency (the percent of time in bed spent asleep) was the primary objective measure of sleep and was measured using an Actiwatch® activity monitor, which calculates sleep efficiency by dividing the total sleep time by the total time between lights out and lights on.

Covariates

We examined the extent to which associations between sleep and components of PA (trait-level and daily reactivity) were independent of potential confounding demographic (e.g., age, gender, income), period (weekday versus weekend), and psychological (e.g., self-rated health, trait NA) variables known to affect risk of sleep problems [4, 5]. Self-rated health was assessed by a single question: “In general would you say your physical health is excellent, very good, good, or fair.” Trait NA was rated over the past 30 days on a five-point scale, ranging from 1 (none of the time) to 5 (all of the time), and measured with six items: “so sad nothing could cheer you up,” “nervous,” “restless or fidgety,” “hopeless,” “that everything was an effort,” and “worthless” ($\alpha=0.65$). In addition to the covariates above, analyses also controlled for the influence of daily exercise (in minutes), caffeine and alcohol consumption, total sleep time (in minutes), and use of sleep medication. Caffeine and alcohol use were determined by the number of drinks individuals reported consuming before bed. Use of sleep medication was determined by participants reporting whether they took any sleep medication (0=did not use sleep medication, 1=used sleep medication) before bed.

Overview of Analyses

Following Cohen et al. [11], we used a multilevel modeling (MLM) approach to compute estimates of daily PA reactivity by examining the unique relationships between the number of daily events and daily PA for each person. Three separate PA reactivity scores were estimated for each person, representing the amount of daily covariation between PA and positive events, negative events, and net events (positive–negative), respectively. The latter score provides an estimate of the daily net effect of positive and negative event occurrence on PA. All models were estimated by means of restricted maximum likelihood (REML). Under this estimation procedure, REML estimates for missing data at Level 1 are obtained via the expectation–maximization algorithm [45].

The MLM-derived slope estimates were then used as person-level independent variables in subsequent analyses

of sleep. All person-level variables were standardized (i.e., mean-centered and divided by their sample standard deviation) so that each coefficient reflects differences in the outcome per unit of change in the independent variable. In addition to the primary independent variables of trait PA and PA reactivity, analyses controlled for the effects of time-varying (e.g., weekday versus weekend, exercise, total sleep time) and time-invariant (e.g., demographics, self-rated health, negative affect) covariates [4, 5]. Furthermore, because previous studies controlled for the intraindividual standard deviation and average levels of NA and PA [15, 46], we also included these variables in our models. Finally, interactions between trait PA and PA reactivity were included to examine trait-level differences in the association between PA reactivity and sleep. To reduce spurious moderator effects [47, 48], curvilinear trends of the two component PA variables (trait-level and daily reactivity) were also included. Significant interactions were probed using procedures described by Bauer and Curran [49] and Preacher, Bauer, and Curran [50]. The full Level-1 and Level-2 models, including all independent variables and covariates, are described in the [Appendix](#).

Results

Descriptive Analyses

Of the 100 participants who completed the MIDUS II, NSDE II, and Biomarker studies, three had missing data on household income, trait PA, and trait NA. Comparisons between the three participants who had missing data on one or more of these covariates and the 97 participants who had complete data revealed no differences in baseline demographics of gender, $\chi^2(1, N=100)=0.48$, n.s., age, $t(98)=-0.72$, n.s., or level of educational attainment, $\chi^2(1, N=100)=6.53$, n.s. Descriptive statistics on the study participants are provided in Table 1. The average total number of positive events across the 8 days was 8.42 (SD=5.54, range=0 to 24). By comparison, the average total number of negative events was 3.34 (SD=2.92, range=0 to 15). The average total number of net events (derived by subtracting the total number of negative events from the total number of positive events) across the 8 days was 5.08 (SD=5.36, range=-6 to 20). The mean PA reactivity coefficient (i.e., how much PA changed per unit increase in daily events) was -0.11 (SD=0.05, range=-0.21 to 0.04) for negative events, 0.05 (SD=0.04, range=-0.02 to 0.18) for positive events, and 0.07 (SD=0.03, range=-0.06 to 0.11) for net events, respectively. Gender differences were also tested. On average, sleep efficiency was significantly higher in women ($M=84.8$, $SD=6.91$) than men ($M=79.5$, $SD=9.70$), $t(98)=3.19$, $p<0.05$.

Table 1 Characteristics of study participants

	Men (<i>n</i> =47)	Women (<i>n</i> =53)	Overall (<i>N</i> =100)
Age (years)	56.00 (12.62)	55.45 (12.26)	55.71 (12.37)
Currently employed	59.57 %	56.60 %	58.00 %
Currently married (<i>n</i> =97)	82.69 %	73.33 %	78.35 %
Household income (<i>n</i> =97)			
<\$45,000	35.56 %	30.76 %	32.99 %
\$45,000–80,000	33.33 %	46.15 %	40.21 %
>\$80,000	31.11 %	23.08 %	26.80 %
Self-rated health			
Excellent	17.02 %	16.98 %	17.00 %
Very good	48.94 %	52.83 %	51.00 %
Good	21.27 %	28.30 %	25.00 %
Fair	12.77 %	1.89 %	7.00 %
Current smoker	3.77 %	17.02 %	10.00 %
Body mass index (kg/m ²)	27.79 (4.64)	27.15 (5.60)	27.45 (5.15)
Trait PA (1–5)	3.65 (0.67)	3.77 (0.68)	3.72 (0.67)
Trait NA (1–5)	1.36 (0.36)	1.37 (0.38)	1.37 (0.33)
Daily PA (0–4)	2.76 (0.61)	2.96 (0.53)	2.86 (0.58)
Daily NA (0–4)	0.12 (0.14)	0.13 (0.13)	0.12 (0.14)
Positive events	0.88 (0.53)	1.31 (0.76)	1.10 (0.71)
Negative events	0.36 (0.33)	0.51 (0.39)	0.44 (0.38)
Net events	0.50 (0.51)	0.80 (0.78)	0.66 (0.69)
Overall sleep quality (1–5)	3.66 (0.75)	3.79 (0.68)	3.73 (0.72)
AM rested (1–5)	3.70 (0.79)	3.77 (0.65)	3.73 (0.71)
Efficiency (%)	79.50 (9.70)	84.81 (6.91)	82.31 (8.72)
Sleep time (min)	364.80 (51.80)	403.10 (58.87)	385.10 (58.58)
Reactivity to negative events	-0.10 (0.02)	-0.12 (0.04)	-0.11 (0.05)
Reactivity to positive events	0.05 (0.04)	0.05 (0.03)	0.05 (0.04)
Net reactivity	0.07 (0.02)	0.07 (0.03)	0.07 (0.03)

Standard deviations are shown in parentheses

NA negative affect, PA positive affect

Women also reported higher rates of cigarette smoking (17.0 %) than men (3.8 %), $\chi^2(1, N=100)=4.86$, $p<0.05$. Compared with men, women reported, on average, greater numbers of positive events ($M=1.31$ versus $M=0.88$), $t(98)=3.33$, $p<0.05$, negative events ($M=0.51$ versus $M=0.36$), $t(98)=2.01$, $p<0.05$, and net events ($M=0.80$ versus $M=0.52$), $t(98)=2.15$, $p<0.05$, respectively. Table 2 shows the zero-order correlations among the major day- and person-level variables under investigation. In the current sample, trait PA and PA reactivity scores were moderately and inversely correlated with one another (r 's ranged from -0.48 to -0.28).

Table 2 Summary statistics of person-level and day-level variables

Variable	1	2	3	4	5	6	7
Person-level variables							
1. Trait positive affect	–	–0.32**	–0.48**	–0.28**	0.21*	0.41**	0.34**
2. Negative reactivity		–	0.28**	0.30**	–0.02	–0.09	–0.04
3. Positive reactivity			–	0.79**	–0.23*	–0.33**	–0.35**
4. Net reactivity				–	–0.08	–0.24*	–0.31**
Day-level variables							
5. Sleep efficiency					–	0.03	0.06
6. Morning rest						–	0.51**
7. Overall quality							–

N=100 persons

* $p < 0.05$, ** $p < 0.01$, two-tailed

MLM Analyses of Sleep Data

Sleep Efficiency

As seen in Table 3, net of other independent variables in the model, each PA reactivity coefficient had a significant effect on sleep efficiency. In each case, the greater the PA change in response to everyday events, the lower the sleep efficiency. The effect of net reactivity on sleep efficiency, however, was qualified by a significant interaction with trait PA ($\gamma_{020} = -7.11$, $p < 0.05$). To aid in the interpretation, parameter values were generated using values one standard deviation (SD) above and below the mean to represent high and low scores for net reactivity and trait PA (see Fig. 1). Estimates of simple slopes from the two-way multilevel interaction [49, 50] confirmed that the increase in PA in response to net daily events was associated with lower sleep efficiency among persons high ($\hat{\omega}_1 = -17.06$, $Z = -2.95$, $p < 0.01$) but not low ($\hat{\omega}_1 = -2.98$, $Z = -0.59$, n.s.) in trait PA.

Morning Rest

A significant effect emerged for trait PA ($\gamma_{06} = 0.21$, $p < 0.01$), indicating that those with higher trait PA reported greater rest the following morning. However, in each instance, this effect was qualified by a PA reactivity \times trait PA interaction (see Table 4). More specifically, greater PA reactivity (dampened PA responses to negative events and heightened PA responses to positive or net events) was related to diminished morning rest among high trait PA individuals, but not among low trait PA individuals. For illustrative purposes, Fig. 2 illustrates this relationship for reactivity to positive events. Post hoc analyses of simple slopes confirmed significant differences among individuals high in trait PA ($\hat{\omega}_1 = -0.82$, $Z = -2.23$, $p < 0.05$) but not among those low in trait PA ($\hat{\omega}_1 = 0.48$, $Z = 1.61$, n.s.) as a function of increased PA reactivity to positive events.

Overall Sleep Quality

As predicted, trait PA was positively associated with overall sleep quality ($\gamma_{10} = 0.20$, $p < 0.01$), even after controlling for the effects of trait NA ($\gamma_{09} = -0.15$, $p < 0.05$). More importantly, PA reactivity moderated this relation, as revealed by multiple PA reactivity \times trait PA interactions (see Table 5). As an illustration, predicted values for reactivity to negative events are plotted in Fig. 3. Specifically, attenuated PA responses to negative events was related to reduced sleep quality among individuals high in trait PA but not among those low in trait PA. Post hoc analyses of simple slopes confirmed significant differences among high ($\hat{\omega}_1 = -0.51$, $Z = -1.98$, $p < 0.05$) but not low ($\hat{\omega}_1 = 0.34$, $Z = 1.71$, n.s.) trait PA individuals as a function of increased PA reactivity to negative events.

In sum, the separate and interactive effects of PA reactivity and trait PA were robust, remaining significantly associated with multiple sleep outcomes even when adjustments for the person-level means and standard deviations in NA and PA were taken into account.^{1, 2}

Discussion

Findings from the current research indicated that both trait PA and PA reactivity were meaningfully associated with

¹ Random effects for the Level 2 intercept were significant in the full model for sleep efficiency [$u_0 = 65.39$, $\chi^2(74) = 1263.19$, $p < 0.001$], morning rest [$u_0 = 0.26$, $\chi^2(74) = 260.97$, $p < 0.001$], and overall quality [$u_0 = 0.24$, $\chi^2(74) = 231.18$, $p < 0.001$], respectively.

² To probe the effect of nonevents, we set the slopes of participants who reported no negative events or positive events over the 8-day study period to zero and re-ran all analyses. The pattern of results remained the same. It is also possible that NA reactivity might be driving our results [13]. To explore this possibility, we re-ran all analyses, controlling for NA reactivity effects. NA reactivity was not predictive of sleep efficiency ($\gamma_{021} = 0.48$, $p > 0.10$), morning rest ($\gamma_{021} = 0.31$, $p = 0.06$), or overall sleep ($\gamma_{021} = 0.14$, $p > 0.10$) and, including NA reactivity did not alter the pattern of trait PA and PA reactivity results. From this, we conclude that the main and interactive effects of trait PA and PA reactivity on sleep are not attributable to NA reactivity.

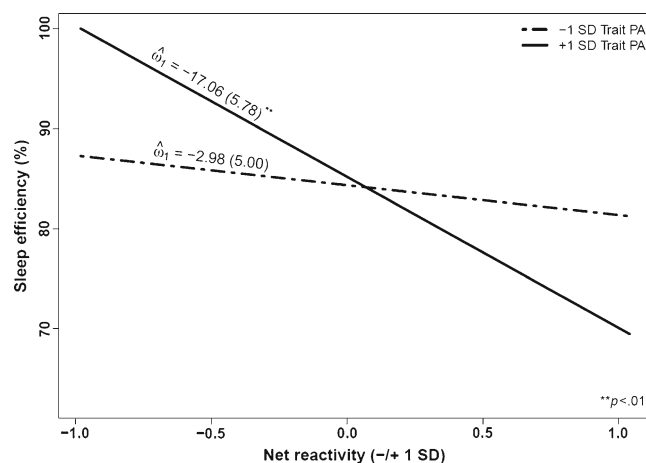
Table 3 Multilevel model estimates for sleep efficiency

Fixed effect	Coefficient	SE	tvalue	Pvalue
Average level of sleep efficiency				
Intercept	85.724	1.728	49.596	<0.001
Gender	-3.725	2.024	-1.840	0.070
Age	-1.683	1.075	-1.566	0.122
Income	0.121	0.952	0.127	0.899
Self-rated health	0.085	1.108	0.077	0.939
Mean PA	2.231	2.225	1.003	0.319
Mean NA	-1.784	1.589	-1.122	0.265
iSD PA	-1.727	1.496	-1.154	0.252
iSD NA	-2.039	1.736	-1.174	0.244
Trait NA	-1.106	1.196	-0.924	0.358
Trait PA	1.443	1.255	1.150	0.254
Negative reactivity	-6.030	2.481	-2.430	0.018
Positive reactivity	-11.373	4.612	-2.466	0.016
Net reactivity	-9.805	4.025	-2.436	0.017
Trait PA squared	-1.189	1.033	-1.151	0.253
Negative reactivity squared	-0.702	0.864	-0.812	0.419
Positive reactivity squared	-0.494	0.990	-0.499	0.619
Net reactivity squared	-0.409	1.188	-0.345	0.731
Trait PA × negative reactivity	-0.567	2.328	-0.244	0.808
Trait PA × positive reactivity	-5.965	3.718	-1.604	0.113
Trait PA × net reactivity	-7.110	3.627	-1.991	0.044
Weekend slope				
Intercept	-1.336	0.460	-2.904	0.004
Exercise slope				
Intercept	-0.001	0.005	-0.132	0.895
Caffeine slope				
Intercept	-0.301	0.190	-1.587	0.113
Sleep medication slope				
Intercept	-1.494	2.106	-0.709	0.478
Sleep time slope				
Intercept	0.058	0.004	15.675	<0.001

Gender is dichotomously coded (female=0, male=1). All person-level variables were standardized (i.e., mean centered and divided by their sample standard deviation)

iSD intraindividual standard deviation, NA negative affect, PA positive affect

sleep. In line with previous work, we found an overall positive relation between trait PA and sleep [7, 51]. Second, we found that the magnitude of event-related change in PA was inversely related to sleep: the more reactive participants' contextually based PA, the less efficient their sleep quality. Furthermore, our results suggested that these relationships were best captured by considering the joint effects of PA reactivity and trait PA, with greater PA reactivity being associated with substantially poorer sleep quality, especially among individuals high in trait PA. Importantly, these associations occurred over a relatively long timescale

**Fig. 1** Average sleep efficiency as a function of trait positive affect (PA) and net reactivity

and could be dissociated from the effects of curvilinearity, average levels, and person-level variability in NA and PA, respectively [27, 32].

Overall, results from the present research point to several conclusions. First, the findings join with previous work in underscoring the importance of attending to both stable and dynamic features of psychological functioning [48, 52]. In focusing on the degree to which high self-esteem is secure or vulnerable, for example, Kernis and Waschull [36] suggested that unstable high self-esteem reflects inflated feelings of self-worth that are associated with heightened sensitivity to external positive and negative experiences. Consistent with this view, our findings suggested that the decrease in sleep quality observed among high trait PA individuals may reflect a tendency on the part of some who are high in trait PA to view everyday events as having relevance to their daily PA. This finding may help to explain why, despite its documented benefits, there is also a “dark side” to high PA [31] that has been linked to intense psychological distress [33], risky health behaviors [34], and early mortality [35]. In this way, our findings suggest that high trait PA, when coupled with high PA reactivity, may set the stage for poor sleep outcomes.

Second, to the extent that PA reactivity reflects the tendency to place importance in everyday events as determinants of overall well-being, such ego-involvement may also represent a form of contingent self-worth [53]. This approach suggests that the significance of PA lies not in whether it is high or low, but rather in what it is contingent upon. As such, this reasoning suggests an empirically testable hypothesis. Inasmuch as reactivity may be a source of preexisting vulnerability that contributes to poor affect regulation, reactive individuals should be especially derailed by failure (and buoyed by success) in domains in which their PA is staked.

Third, while existing theoretical models of PA focus on stable individual differences [54, 55], our findings suggest

Table 4 Multilevel model estimates for morning rest

Fixed effect	Coefficient	SE	tvalue	pvalue
Average level of sleep efficiency				
Intercept	3.691	0.121	30.575	<0.001
Gender	0.240	0.138	1.743	0.085
Age	0.107	0.074	1.445	0.153
Income	0.164	0.056	2.908	0.005
Self-rated health	-0.149	0.078	-1.913	0.060
Mean PA	0.220	0.126	1.743	0.086
Mean NA	-0.055	0.104	-0.530	0.598
iSD PA	-0.100	0.082	-1.219	0.227
iSD NA	-0.042	0.106	-0.396	0.693
Trait NA	-0.094	0.078	-1.199	0.234
Trait PA	0.213	0.064	3.313	0.001
Negative reactivity	-0.206	0.157	-1.311	0.194
Positive reactivity	-0.150	0.262	-0.570	0.570
Net reactivity	-0.227	0.230	-0.985	0.328
Trait PA squared	-0.002	0.053	-0.046	0.963
Negative reactivity squared	0.001	0.052	-0.004	0.997
Positive reactivity squared	-0.105	0.045	-2.319	0.023
Net reactivity squared	0.025	0.061	0.411	0.682
Trait PA × negative reactivity	-0.312	0.137	-2.271	0.026
Trait PA × positive reactivity	-0.655	0.207	-3.167	0.002
Trait PA × net reactivity	-0.599	0.206	-2.901	0.005
Weekend slope				
Intercept	0.042	0.075	0.557	0.578
Exercise slope				
Intercept	-0.001	0.001	-0.607	0.544
Caffeine slope				
Intercept	0.020	0.017	1.131	0.259
Sleep medication slope				
Intercept	-0.541	0.370	-1.463	0.144
Sleep time slope				
Intercept	0.002	0.001	3.853	<0.001

iSD intraindividual standard deviation, NA negative affect, PA positive affect

that models that incorporate both trait and state (stable and dynamic) components may offer a more complete understanding of PA and its relationship to sleep. Recent research suggests that stable trait-like feelings of PA may serve to slow down the effects of aging by fortifying restorative sleep [7, 51]. Although our findings are complementary to this work, we extend this research by showing that, depending on the magnitude of PA reactivity, high trait PA may be associated with either enhanced or impaired sleep.

Our conclusions are limited by some features of our methods and analyses. First, our sample consisted of a cross-section of relatively healthy adults. Both the restricted age range (age 43–68 years) and sample size further limit the generalizability of results. Although we attempted to

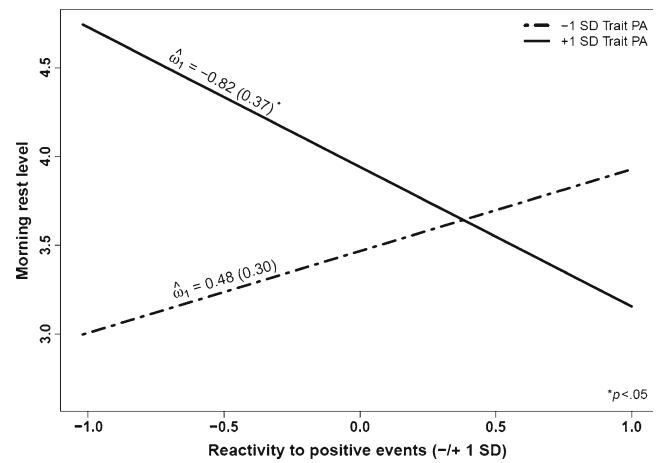


Fig. 2 Average morning rest level as a function of trait positive affect (PA) and reactivity to positive events

examine the extent to which associations between sleep and components of PA (trait-level and daily reactivity) were independent of potential confounding variables (e.g., self-rated health, education, employment status, BMI, trait NA), future research should replicate these results with larger samples of both younger and older adults and explore whether these effects are robust beyond the contribution of variables (e.g., cognitive and social control) that likely covary with age. Second, our analyses of PA reactivity relied heavily on self-report measures that were completed at the end of each day. It is well established that PA varies within-day and across days [56, 57]. Thus, future research should include ecological momentary assessment approaches [58] that allow for modeling of diurnal and circadian effects of PA. Third, as with any cross-sectional study design, the directionality of the observed associations cannot be determined. It is possible, for example, that greater PA reactivity may result from disturbances in sleep [6, 59]. Similarly, our conceptualization of PA reactivity assumed unidirectional effects (i.e., daily events influencing daily PA). However, it is possible that relationships between daily events and daily PA reflect bidirectional or third-variable effects. Thus, longitudinal data are required to disentangle the complex associations between PA reactivity, trait PA, and sleep.

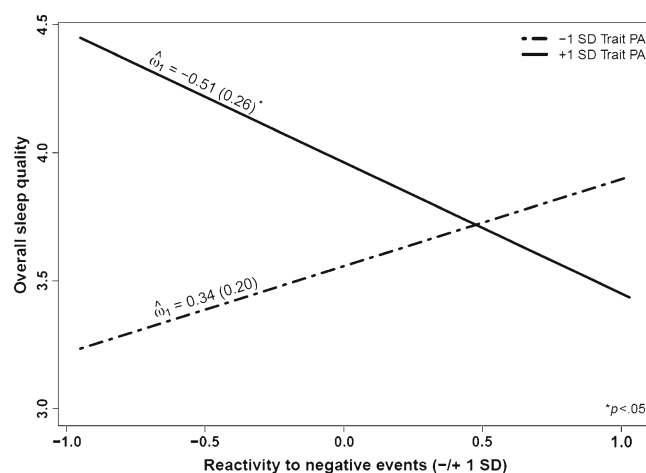
Another limitation includes the possibility that affective responses are more closely linked to how daily events are appraised than the absolute number of events on a given day. For example, Peeters, Nicolson, Berkhof, Delespaul, and deVries [60] reported a curious effect whereby depressed individuals, relative to controls, showed a marked increase in NA in response to positive events, particularly those that were appraised as stressful. Thus, future research examining event appraisals as a moderator might help to account for individual differences in PA responses to daily events. Furthermore, although PA reactivity was assumed to

Table 5 Multilevel model estimates for overall sleep

Fixed effect	Coefficient	SE	tvalue	pvalue
Average level of sleep efficiency				
Intercept	3.753	0.122	30.887	<0.001
Gender	0.080	0.132	0.610	0.544
Age	0.007	0.071	0.102	0.919
Income	0.165	0.055	2.990	0.004
Self-rated health	-0.180	0.067	-2.699	0.009
Mean PA	0.038	0.153	0.246	0.806
Mean NA	-0.156	0.084	-1.852	0.068
iSD PA	-0.152	0.083	-1.819	0.073
iSD NA	-0.033	0.091	-0.367	0.715
Trait NA	-0.154	0.076	-2.021	0.047
Trait PA	0.205	0.072	2.854	0.006
Negative reactivity	-0.073	0.171	-0.428	0.670
Positive reactivity	-0.083	0.274	-0.304	0.762
Net reactivity	0.077	0.233	0.331	0.742
Trait PA squared	-0.048	0.053	-0.906	0.368
Negative reactivity squared	0.067	0.061	1.095	0.277
Positive reactivity squared	-0.085	0.044	-1.913	0.060
Net reactivity squared	-0.015	0.063	-0.237	0.813
Trait PA × negative reactivity	-0.430	0.154	-2.794	0.007
Trait PA × positive reactivity	-0.764	0.231	-3.309	0.001
Trait PA × net reactivity	-0.645	0.231	-2.789	0.007
Weekend slope				
Intercept	0.002	0.077	0.027	0.978
Exercise slope				
Intercept	-0.001	0.001	-0.547	0.585
Caffeine slope				
Intercept	-0.018	0.025	-0.701	0.484
Sleep medication slope				
Intercept	-0.280	0.453	-0.619	0.536
Sleep time slope				
Intercept	0.002	0.001	2.604	0.009

iSD intraindividual standard deviation, NA negative affect, PA positive affect

have trait-like characteristics, evidence of test–retest stability would provide stronger evidence for the validity of PA reactivity as having a basis in stable individual differences. A more fundamental methodological issue relates to the assessment of PA reactivity itself. The current study used a multilevel modeling approach to estimate the degree of PA reactivity over the course of a week. Although the results provided converging evidence that greater PA reactivity was associated with poorer sleep, other research using day reconstruction methods has found that PA reactivity is present among individuals scoring high on indicators of optimal mental health [61]. Given the different approaches to assessing PA reactivity between studies, it would be difficult to make strong statements as to *how much* PA reactivity is

**Fig. 3** Average overall sleep quality as a function of trait positive affect (PA) and reactivity to negative events

considered detrimental to health [31]. Thus, identifying the operative mechanisms that link PA reactivity to maladaptive health outcomes remains an important task for future work. Additionally, the role of reactivity among low trait PA individuals was less definitive in the current data. These findings should, therefore, be replicated with additional measures of low trait PA (e.g., anhedonia) before firm conclusions are drawn. Finally, it remains to be seen whether the effects of PA reactivity prove more consistent with a model of differential vulnerability (i.e., diathesis stress), differential susceptibility (i.e., biological sensitivity), or vantage sensitivity (i.e., individual differences in response to positive or enriching experiences) [62–64]. Future studies building on these findings should, therefore, examine the effects of PA reactivity across a range of positive and negative environmental influences. These limitations notwithstanding, these results extend the study of PA and sleep and suggest that the costs sometimes associated with the pursuit of happiness may, in part, be attributed to the possession of high but fragile positive affect.

Author Note We extend thanks to Gary Evans, Anthony Burrow, and Thomas Fuller-Rowell for their helpful comments on previous versions of this article.

Anthony D. Ong, Cornell University, Department of Human Development, Cornell University. Deiner Exner-Cortens, Department of Human Development and the Bronfenbrenner Center for Translational Research, Cornell University. Catherine Riffin, Department of Human Development and the Bronfenbrenner Center for Translational Research, Cornell University. Andrew Steptoe, Department of Epidemiology and Public Health, University College London. Alex Zautra, Department of Psychology, Arizona State University. David M. Almeida, Department of Human Development and Family Studies, Penn State University.

This research was supported by grants from the National Institute on Aging (P01 AG020166, R01 AG019239) to conduct a longitudinal follow-up of the MIDUS (Midlife in the U.S.) investigation and a National Research Service Award from the National Institute of Mental Health (T32 MH18931). Support was also given to the second author

through a Doctoral Foreign Study Award from the Canadian Institutes of Health Research. The original study was supported by the John D. and Catherine T. MacArthur Foundation Research Network on Successful Midlife Development. Correspondence concerning this article should be addressed to: Anthony D. Ong, Department of Human Development, G77 Martha Van Rensselaer Hall, Cornell University, Ithaca, NY 14853-4401.

Conflict of Interest Statement The authors have no conflict of interest to disclose.

Appendix

Full Level-1 and Level-2 Models

Level 1: $Sleep_{ij} = \beta_{0j} + \beta_{1j} * (Weekend)_{ij} + \beta_{2j} * (Exercise)_{ij} + \beta_{3j} * (Caffeine)_{ij} + \beta_{4j} * (Sleep\ Medication)_{ij} + \beta_{5j} * (Sleep\ Time)_{ij} + r_{ij}$

Level 2: $\beta_{0j} = \gamma_{00} + \gamma_{01} * (Gender)_j + \gamma_{02} * (Age)_j + \gamma_{03} * (Income)_j + \gamma_{04} * (Self-rated\ Health)_j + \gamma_{05} * (Mean\ Daily\ PA)_j + \gamma_{06} * (Mean\ Daily\ NA)_j + \gamma_{07} * (Standard\ Deviation\ in\ Daily\ PA)_j + \gamma_{08} * (Standard\ Deviation\ in\ Daily\ NA)_j + \gamma_{09} * (Trait\ NA)_j + \gamma_{010} * (Trait\ PA)_j + \gamma_{011} * (Reactivity\ to\ Negative\ Events)_j + \gamma_{012} * (Reactivity\ to\ Positive\ Events)_j + \gamma_{013} * (Net\ Reactivity)_j + \gamma_{014} * (Trait\ PA^2)_j + \gamma_{015} * (Reactivity\ to\ Negative\ Events^2)_j + \gamma_{016} * (Reactivity\ to\ Positive\ Events^2)_j + \gamma_{017} * (Net\ Reactivity^2)_j + \gamma_{018} * (Trait\ PA * Reactivity\ to\ Negative\ Events)_j + \gamma_{019} * (Trait\ PA * Reactivity\ to\ Positive\ Events)_j + \gamma_{020} * (Trait\ PA * Net\ Reactivity)_j + u_{0j}$

$$\beta_{1j} = \gamma_{10}$$

$$\beta_{2j} = \gamma_{20}$$

$$\beta_{3j} = \gamma_{30}$$

$$\beta_{4j} = \gamma_{40}$$

$$\beta_{5j} = \gamma_{50}$$

References

1. Reid KJ, Marinovick Z, Finkel S, et al. Sleep: A marker of physical and mental health in the elderly. *American Journal of Geriatric Psychiatry*. 2006;14:860-866.
2. Kripke DF, Garfinkel L, Wingard DL, Klauber MR, Marler MR. Mortality associated with sleep duration and insomnia. *Archives of General Psychiatry*. 2002;59:131-136.
3. Dew MA, Hoch CC, Buysse DJ, et al. Healthy older adults' sleep predicts all-cause mortality at 4 to 19 years of follow-up. *Psychosomatic Medicine*. 2003;65:63-73.
4. Steptoe A, O'Donnell K, Marmot M, Wardle J. Positive affect, psychological well-being, and good sleep. *Journal of Psychosomatic Research*. 2008;64:409-415.
5. Bardwell WA, Berry CC, Ancoli-Israel S, Dimsdale JE. Psychological correlates of sleep apnea. *Journal of Psychosomatic Research*. 1999;47:583-596.
6. Fosse R, Stickgold R, Hobson A. Emotional experience during rapid-eye-movement sleep in narcolepsy. *Sleep*. 2002;25:724-732.
7. Steptoe A, Dockray S, Wardle J. Positive affect and psychobiological processes relevant to health. *Journal of Personality*. 2009;77:1747-1775.
8. Ong A. Pathways linking positive emotion and health in later life. *Current Directions in Psychological Science*. 2010;19:358-362.
9. Pressman SD, Cohen S. Does positive affect influence health? *Psychological Bulletin*. 2005;131:925-971.
10. O'Neill S, Cohen L, Tolpin L, Gunthert K. Affective reactivity to daily interpersonal stressors as a prospective predictor of depressive symptoms. *Journal of Social and Clinical Psychology*. 2004;23:172-194.
11. Cohen JH, Gunthert KC, Butler AC, O'Neill SC, Tolpin LH. Daily reactivity as a prospective predictor of depressive symptoms. *Journal of Personality*. 2005;73:1687-1713.
12. Bolger N, Zuckerman A. A framework for studying personality in the stress process. *Journal of Personality and Social Psychology*. 1995;69:890-902.
13. Piazza JR, Charles ST, Sliwinski MJ, Mogle J, Almeida DM: Affective reactivity to daily stressors and long-term risk of reporting a chronic physical health condition. *Annals of Behavioral Medicine*. 2013, 45;110-120.
14. Charles ST, Piazza JR, Mogle J, Sliwinski MJ, Almeida DM: The wear-and-tear of daily stressors on mental health. *Psychological Science*. 2013 (in press)
15. Parrish B, Cohen L, Laurenceau J-P. Prospective relationship between negative affective reactivity to daily stress and depressive symptoms. *Journal of Social and Clinical Psychology*. 2011;30:270-296.
16. Wichers M, Geschwind N, Jacobs N, et al. Transition from stress sensitivity to a depressive state: Longitudinal twin study. *British Journal of Psychiatry*. 2009;195:498-503.
17. Zautra AJ, Affleck GG, Tennen H, Reich JW, Davis MC. Dynamic approaches to emotions and stress in everyday life: Bolger and Zuckerman reloaded with positive as well as negative affects. *Journal of Personality*. 2005;76:1511-1538.
18. Finan PA, Zautra AJ, Davis MC. Daily affect relations in fibromyalgia patients reveal positive affective disturbance. *Psychosomatic Medicine*. 2009;71:474-482.
19. Mroczek DM, Stawski RS, Turiano NA, et al.: Emotional reactivity predicts mortality: Longitudinal findings from the VA Normative Aging Study. *Unpublished manuscript*. 2012.
20. Talbot L, Hairston I, Eidelman P, Gruber J, Harvey A. The effect of mood on sleep onset latency and REM sleep in interepisode bipolar disorder. *Journal of Abnormal Psychology*. 2009;118:448-458.
21. Baglioni C, Spiegelhalter K, Lombardo C, Riemann D. Sleep and emotions: A focus on insomnia. *Sleep Medicine Reviews*. 2010;14:227-238.
22. Eid M, Diener E. Intraindividual variability in affect: Reliability, validity, and personality correlates. *Journal of Personality and Social Psychology*. 1999;76:662-676.
23. Eaton LG, Funder DC. Emotional experience in daily life: Valence, variability, and rate of change. *Emotion*. 2001;1:413-421.
24. Penner LA, Shiffman S, Paty JA, Fritzsche BA. Individual differences in intraperson variability in mood. *Journal of Personality and Social Psychology*. 1994;66:712-721.
25. Moskowitz DS, Zuroff DC. Flux, pulse, and spin: Dynamic additions to the personality lexicon. *Journal of Personality and Social Psychology*. 2004;86:880-893.
26. Moskowitz DS, Zuroff DC. Robust predictors of flux, pulse and spin. *Journal of Research in Personality*. 2005;39:130-147.
27. Gruber J, Kogan A, Quoidbach J, Mauss IB: Happiness is best kept stable: Positive emotion variability is associated with poorer psychological health. *Emotion*. 2013, 13;1-6.

28. Ram N, Gerstorf D. Time-structured and net intraindividual variability: Tools for examining the development of dynamic characteristics and processes. *Psychology and Aging*. 2009;24:778-791.
29. Catalano LI, Fredrickson BL. Tuesdays in the lives of flourishers: The role of positive emotional reactivity in optimal mental health. *Emotion*. 2011;11:938-950.
30. Oishi S, Diener E, Choi DW, Kim-Prieto C, Choi I. The dynamics of daily events and well-being across cultures: When less is more. *Journal of Personality and Social Psychology*. 2007;93:685-698.
31. Gruber J, Mauss I, Tamir M. A dark side of happiness? How, when and why happiness is not always good. *Perspectives on Psychological Science*. 2011;6:222-233.
32. Grant AM, Schwartz B. Too much of a good thing: The challenge and opportunity of the inverted U. *Perspectives on Psychological Science*. 2011;6:61-76.
33. Diener E, Colvin C, Pavot WG, Allman A. The psychic costs of intense positive affect. *Journal of Personality and Social Psychology*. 1991;61:492-503.
34. Martin LR, Friedman HS, Tucker JS, et al. A life course perspective on childhood cheerfulness and its relation to mortality risk. *Personality and Social Psychology Bulletin*. 2002;28:1155-1165.
35. Friedman HS, Tucker JS, Tomlinson-Keasey C, et al. Does childhood personality predict longevity? *Journal of Personality and Social Psychology*. 1993;65:176-185.
36. Kernis MH, Waschull SB. The interactive roles of stability and level of self-esteem: Research and theory. In: Zanna MP, ed. *Advances in experimental social psychology*, vol. 27. San Diego: Academic Press; 1995:93-141.
37. Kernis MH, Grannemann BD, Barclay LC. Stability and level of self-esteem as predictors of anger arousal and hostility. *Journal of Personality and Social Psychology*. 1989;56:1013-1023.
38. Kernis MH, Greenier KD, Herlocker CE, Whisenhunt CR, Abend TA. Self-perceptions of reactions to doing well or poorly: The roles of stability and level of self-esteem. *Personality and Individual Differences*. 1997;22:845-854.
39. Paradise AW, Kernis MH. Self-esteem and psychological well-being: Implications of fragile self-esteem. *Journal of Social and Clinical Psychology*. 2002;21:345-361.
40. Almeida DM, McGonagle K, King H. Assessing daily stress processes in social surveys by combining stressor exposure and salivary cortisol. *Biodemography and Social Biology*. 2009;55:220-238.
41. Love G, Seeman TE, Weinstein M, Ryff CD. Bioindicators in the MIDUS national study: Protocol, measures, sample, and comparative context. *Journal of Aging and Health*. 2010;22:1059-1080.
42. Bradburn NM. *The structure of psychological well-being*. Chicago: Aldine; 1969.
43. Fazio A. *A concurrent validation study of the NCHS General Well-Being Schedule No. 73*. Washington, DC: Government Printing Office; 1977.
44. Almeida DM, Wethington E, Kessler RC. The daily inventory of stressful events: An interview-based approach for measuring daily stressors. *Assessment*. 2002;9:41-55.
45. Raudenbush SW, Bryk AS. *Hierarchical linear models: Applications and data analysis methods*. 2nd ed. Thousand Oaks: Sage; 2002.
46. Wenze SJ, Gunthert KC, Forand NR. Cognitive reactivity in everyday life as a prospective predictor of depressive symptoms. *Cognitive Therapy Research*. 2010;34:554-562.
47. Lubinski D, Humphreys LG. Assessing spurious "moderator effects": Illustrated substantively with the hypothesized ("synergistic") relation between spatial and mathematical ability. *Psychological Bulletin*. 1990;107:385-393.
48. Kernis MH, Cornell DP, Sun CR, Berry AJ, Harlow T. There's more to self-esteem than whether it is high or low: The importance of stability of self-esteem. *Journal of Personality and Social Psychology*. 1993;65:1190-1204.
49. Bauer DJ, Curran PJ. Probing interactions in fixed and multilevel regression: Inferential and graphical techniques. *Multivariate Behavioral Research*. 2005;40:373-400.
50. Preacher KJ, Curran PJ, Bauer DJ. Computational tools for probing interaction effects in multiple linear regression, multilevel modeling, and latent curve analysis. *Journal of Educational and Behavioral Statistics*. 2006;31:437-448.
51. Steptoe A, O'Donnell K, Marmot M, Wardle J. Positive affect, psychological well-being, and good sleep. *Journal of Psychosomatic Research*. 2008;64:409-415.
52. Butler AC, Hokanson JE, Flynn HA. A comparison of self-esteem lability and low trait self-esteem as vulnerability factors for depression. *Journal of Personality and Social Psychology*. 1994;66:166-177.
53. Crocker J, Wolfe CT. Contingencies of self-worth. *Psychological Review*. 2001;108:593-623.
54. Fredrickson BL, Joiner T. Positive emotions trigger upward spirals toward emotional well-being. *Psychological Science*. 2002;13:172-175.
55. Hobfoll SE. Conservation of resources: A new attempt at conceptualizing stress. *American Psychologist*. 1989;44:513-524.
56. Clark LA, Watson D, Leeka J. Diurnal variation in the positive affects. *Motivation and Emotion*. 1989;13:205-234.
57. Watson D, Wiese D, Vaidya J, Tellegen A. The two general activation systems of affect: Structural findings, evolutionary considerations, and psychobiological evidence. *Journal of Personality and Social Psychology*. 1999;76:820-838.
58. Steptoe A, Wardle J. Positive affect measured using ecological momentary assessment and survival in older men and women. *Proceedings of the National Academy of Sciences*. 2011;108:18244-18248.
59. Hamilton NA, Affeck G, Tennen H, et al. Fibromyalgia: The role of sleep in affect and in negative event reactivity and recovery. *Health Psychology*. 2008;27:490-494.
60. Peeters F, Nicolson NA, Berkhof J, Delespaul P, deVries M. Effects of daily events on mood states in major depressive disorder. *Journal of Abnormal Psychology*. 2003;112:203-211.
61. Catalano LI, Fredrickson BL. A Tuesday in the life of a flourisher: The role of positive emotional reactivity in optimal mental health. *Emotion*. 2011;11:938-950.
62. Ellis BJ, Boyce WT. Differential susceptibility to the environment: Toward an understanding of sensitivity to developmental experiences and context. *Development and Psychopathology*. 2011;23:1-5.
63. Belsky J, Pluess M. Beyond diathesis-stress: Differential susceptibility to environmental influences. *Psychological Bulletin*. 2009;135:885-908.
64. Pluess M, Belsky J. Vantage sensitivity: Individual differences in response to positive experiences. *Psychological Bulletin*. 2012. doi:10.1037/a0030196