

Research Article

A Systematic Review and Meta-Analysis of Subjective Age and the Association With Cognition, Subjective Well-Being, and Depression

Felicia Alonso Debreczeni, BPsyc(Hons), MRes*[•] and Phoebe E. Bailey, PhD

School of Psychology, Western Sydney University, Penrith, Australia.

*Address correspondence to: Felicia Alonso Debreczeni, BPsyc(Hons), School of Psychology, Western Sydney University, Locked Bag 1797, Penrith NSW 2751, Australia. E-mail: f.alonsodebreczeni@westernsydney.edu.au

Received: January 1, 2020; Editorial Decision Date: May 14, 2020

Decision Editor: Shevaun Neupert, PhD

Abstract

Objectives: A systematic review and meta-analysis were conducted to quantify the degree to which subjective age is associated with cognition, subjective well-being, and depression.

Method: A systematic search was performed in three electronic social scientific databases, PsycINFO, Scopus, and Web of Science in May 2018. A manual forward and backward citation search of articles meeting the criteria for inclusion, including a mean participant age of 40+ years, was conducted in November 2019. Twenty-four independent data sets were included in the meta-analysis.

Results: Overall, a younger subjective age was related to enhanced subjective well-being and cognitive performance, and reduced depressive symptoms ($r = .18$). This association was stronger among collectivist ($r = .24$) than individualist ($r = .16$) cultures. Mean chronological age across samples (ranging from 55 to 83 years), type of subjective age scoring, and gender did not influence the strength of the overall association. Further analysis revealed that subjective age was individually associated with depressive symptoms ($r = .20$), subjective well-being ($r = .17$), and cognition ($r = .14$), and none had a stronger association with subjective age than the other.

Discussion: The results indicate a small yet significant association between subjective age and important developmental outcomes.

Keywords: Cognition, Depression, Felt age, Subjective aging, Well-being

Subjective age refers to the extent to which people feel younger or older than their chronological age and accounts for the idiosyncratic experience of aging (Kotter-Grühn, Kornadt, & Stephan, 2015). Subjective age is most commonly measured by asking how old someone feels, also known as *felt age* (Bergland, Nicolaisen, & Thorsen, 2014). A tendency to report a younger felt age has been referred to as the “subjective age bias” (Weiss & Lang, 2012), and has been widely replicated in research involving older adults (Montepare & Lachman, 1989; Rubin & Berntsen, 2006; Ward, 2010). Like chronological age, subjective age con-

tributes to a range of developmental outcomes (Stephan, Sutin, & Terracciano, 2015). People who feel younger are usually better off than those who feel their actual age or older (Kornadt, Hess, Voss, & Rothermund, 2018). For instance, one of the only meta-analyses on subjective age, to the best of our knowledge, explored the longitudinal effect of subjective age on future health and longevity among adults (average age 57–85 years; Westerhof et al., 2014). It showed that feeling younger is associated with improved physical health and longevity. In addition to its relation to health and survival, a younger subjective age has been as-

sociated with important developmental processes, such as enhanced subjective well-being (e.g., [Westerhof & Barrett, 2005](#)), better performance on tests of cognition ([Stephan, Caudroit, Jaconelli, & Terracciano, 2014](#)), and experiencing fewer depressive symptoms (e.g., [Spuling, Miche, Wurm, & Wahl, 2013](#)). The aim of the current meta-analysis is to examine the association between subjective age and these constructs.

Subjective Age Theories

In order to understand the mechanisms underpinning developmental outcomes, it is important to consider that people experience age in idiosyncratic ways ([Kotter-Grühn, Kornadt, et al., 2015](#)). As such, there exist various theoretical frameworks to explain why individuals experience age identities that are distinct from their chronological age. From a psychosocial perspective, resilience theory describes age-group dissociation (i.e., a youthful bias) as a self-protective strategy ([Pinquart, 2002](#)). According to this view, negative, but not positive or neutral, information about aging increases salience of age for the self-concept. Moreover, older adults cope with this negative self-view via social comparison processes in which they contrast themselves with same-age peers and assimilate with middle-aged adults ([Weiss & Freund, 2012](#); [Weiss & Lang, 2012](#)). In contrast, labeling theory suggests that negative age stereotypes are integrated into self-evaluations and are associated with worse self-perceptions among older adults ([Pinquart, 2002](#)). According to stereotype embodiment theory, age stereotypes become self-relevant through excessive exposure in the surrounding social and cultural environment ([Levy, 2009](#)). These internalized beliefs exert influence along psychological, behavioral, and physiological pathways, generating self-expectations that can result in self-fulfilling prophecies. Positive perceptions of aging (i.e., a youthful bias) are predicted to result in improved cognitive and physical functioning, whereas negative perceptions are expected to impair functioning.

In addition to these psychosocial accounts, research has also endorsed a biomedical perspective, which explores the interplay between biology and subjective aging across the lifespan ([Stephan, Sutin, Kornadt, & Terracciano, 2019](#); [Thyagarajan et al., 2019](#)). Evidence suggests that a younger subjective age is associated with lower adiposity and lower physiological dysfunction ([Stephan et al., 2015](#)). The reverse may also be true in that subjective age depends, in part, on perceptions of fitness and biological age ([Stephan et al., 2015](#)). The finding that subjective age predicts health behaviors and survival over time also supports subjective age as a biomedical marker of aging ([Westerhof et al., 2014](#)).

It is important to note that the psychosocial and biomedical perspectives are not mutually exclusive, and subjective age can be explained from a combined biopsychosocial approach ([Stephan et al., 2015](#)). That is, subjective age

captures biological and health-related factors that may influence, or be influenced by, cognition and emotional well-being ([Stephan, Sutin, Luchetti, & Terracciano, 2017](#)).

Associations With Well-Being, Depression, and Cognition

Consistent with these theoretical accounts, research has found that feeling younger than your chronological age is associated with higher levels of subjective well-being ([Westerhof & Barrett, 2005](#)), a greater sense of life satisfaction (e.g., [Ambrosi-Randić, Nekic, & Junakovic, 2018](#); [Brothers, Miche, Wahl, & Diehl, 2017](#)), and more positive affect (e.g., [Mock & Eibach, 2011](#); [Westerhof & Barrett, 2005](#)). A younger subjective age is also associated with higher levels of life satisfaction, having a sense of meaning in life, greater optimism, and more successful aging ([Ambrosi-Randić et al., 2018](#)). Similarly, feeling younger correlates with experiencing fewer depressive symptoms ([Spuling et al., 2013](#)), a decreased likelihood of experiencing a major depressive episode ([Keyes & Westerhof, 2012](#)), and reduced symptoms of depression ([Shrira, Bodner, & Palgi, 2014](#)).

Typically, chronological age is considered to be the primary predictor of cognitive decline (e.g., [Singh-Manoux et al., 2012](#)). However, subjective age is also associated with psychosocial, behavioral, and health-related processes that can go on to influence cognitive performance over time ([Stephan et al., 2014](#)). For instance, a younger subjective age may help to eschew the negative implications of aging in order to facilitate the maintenance of a youthful and active lifestyle to combat against cognitive decline ([Choi, Kim, Lee, Shin, Park, & Cho, 2017](#); [Stephan, Sutin, Caudroit, & Terracciano, 2016](#)). The Health and Retirement Study (HRS) shows that the rate of memory decline is 20% to 70% steeper among individuals who feel older than their age ([Stephan et al., 2016](#)). Similarly, a younger subjective age is related to decreased likelihood of future cognitive impairment across a composite of memory recall, working memory span, and processing speed tests ([Stephan et al., 2017](#)). In both cases, the association was partly explained by reduced depressive symptoms. Importantly, subjective age may predict well-being, depression, and cognition, or the reverse may be true. Well-being, depression, and cognition may predict subjective age.

Potential Moderators

Various factors could potentially moderate the association between subjective age and the developmental outcomes, including culture, type of subjective age scoring, chronological age, and gender. Although respondents from 18 different countries typically reported younger subjective ages (for a review see [Barak, 2009](#)), interpretation of what it means to be old may vary according to the extent to which a culture is youth-oriented and individualistic ([Gendron, Inker, & Welleford, 2017](#); [Westerhof & Barrett, 2005](#)). In

general, collectivist cultures are less youth-oriented than individualist cultures (Hess et al., 2017), suggesting that subjective age may be more strongly associated with well-being, depression, and cognition in individualist cultures.

The reporting of subjective age scoring tends to differ from study to study. This includes raw scores, discrepancy scores (chronological age minus subjective age) that take into account actual age, and proportional discrepancy scores (chronological age minus subjective age, divided by chronological age). When testing wide age ranges, it is recommended that researchers use proportional discrepancy scores to control for the various effects of chronological age, and the fact that discrepancy scores likely have different meanings at different ages (Kotter-Grühn, Kornadt, et al., 2015). Indeed, both the type of scoring and chronological age may account for some variance in the current meta-analysis. For example, Westerhof and colleagues (2014) found that the effect of a younger subjective age on improved health and survival was stronger for younger samples (average age of samples ranged from 57 to 85 years old).

A meta-analysis has also found that, among adults with a mean age ≥ 55 years, self-esteem, happiness, and subjective health were higher in men than women, whereas a subset of studies showed that women reported younger subjective ages compared with men (Pinquart & Sørensen, 2001). Since then, studies have provided further evidence that being female is correlated with a younger subjective age (e.g., Choi et al., 2017; Hülür, Hertzog, Pearman, & Gerstorf, 2015; Westerhof & Barrett, 2005), whereas others have found that subjective age is not associated with gender (e.g., Pearman, Hertzog, & Gerstorf, 2014; Rippon & Steptoe, 2018; Segel-Karpas & Palgi, 2017; Stephan et al., 2014). The current meta-analysis will extend these studies by examining gender (i.e., proportion female) as a potential moderator of the overall association between subjective age and the developmental outcomes.

There have not been enough studies to date that directly compare the strength of association between subjective age and various outcomes. The current meta-analysis will, therefore, also explore whether the association with subjective age may differ depending on the type of outcome (well-being, depression, and cognition).

The Current Meta-Analysis

The current meta-analysis assessed the “felt age” item, which reflects how old participants feel in years as either a raw score or adjusting for chronological age. This item was used because the scores provide a continuous measure that allows for more sophisticated analyses (Rubin & Berntsen, 2006). It also appears to be the most commonly used measure of subjective age. Although we examined only the single “felt age” item under the broad term of “subjective age,” to maintain consistency with current research, we refer to “felt age” as “subjective age” in the current

meta-analysis. The outcomes assessed include subjective well-being, depression, and cognition. Subjective well-being includes measures such as life satisfaction, positive affect, and negative affect, as defined by Diener and Ryan (2009). Depression includes items assessing depressive symptoms, depressed mood, or possible depression. Measures of cognition include a variety of tests that assess cognitive processes or performance on a cognitive test (e.g., memory, attention, processing speed). Due to the limited longitudinal data available, only cross-sectional data were analyzed. However, baseline measures of longitudinal studies were also included. Samples with a mean age of 40 years or greater were included based on Rubin and Berntsen’s (2006) finding that after the age of 40, people consistently tend to report feeling about 20% younger than their actual age. Potential moderators of the association of subjective age with the developmental outcomes that were tested include outcome (cognition, well-being, and depression), culture (individualist vs collectivist), subjective age scoring (discrepancy vs proportional discrepancy), mean chronological age, and gender.

Method

This study was conducted according to the Preferred Reporting Items for Systematic Reviews and Meta-Analyses (PRISMA) guidelines (Moher, Liberati, Tetzlaff, Altman, & The PRISMA Group, 2009).

Information Sources and Search

A systematic search was performed in three electronic social scientific databases, PsycINFO, Scopus, and Web of Science, up to May 15, 2018, with a manual forward and backward citation search of the final set of articles completed November 6, 2019. The initial search assessed title, abstract, and keywords using the following search terms taken from Westerhof and colleagues’ (2014) meta-analysis: “subjective age,” “subjective aging/ageing,” “felt age,” “perceived age,” “age identity,” “aging/ageing satisfaction,” “self-perceptions of aging/ageing,” “view on aging/ageing,” and “age-related cognition.” An additional search term “desired age” was also included to broaden the results as it tends to be assessed in conjunction with felt age (e.g., Ambrosi-Randić et al., 2018; Bellingtier, Neupert, & Kotter-Grühn, 2017). Note that although various subjective age terms were included in the search, the current meta-analysis only analyzed “felt age” data. This was important considering that the measures operate differently. For example, desired age sometimes asks people to report an older age that they would like to reach (e.g., Ambrosi-Randić et al., 2018), or an ideal younger age that may reflect reduced (rather than increased) well-being (e.g., Bellingtier et al., 2017). The search was conducted in peer-reviewed journals with no limitation on publication year. Thirteen corresponding authors from the studies identified

for inclusion following the search of electronic databases, and who had published in the last 5 years, were contacted to request any unpublished data relevant to the current meta-analysis.

Eligibility Criteria

Studies were included if they (a) included a continuous measure of the felt age item and at least one of the outcome variables, (b) included a sample where the mean age was at least 40 years old, (c) included a healthy, community-dwelling sample, (d) assessed the association between felt age and at least one outcome variable (subjective well-being, depression, or cognition), and (e) included Pearson's r and sample size, or authors provided these data or a dataset on request. Studies were excluded if they were not written in English.

Data Extraction

Pearson's r and sample size were extracted for the associations between subjective age and every outcome measure in each study. The first author (F. A. Debreczeni) extracted all data or contacted the corresponding and/or first author for missing data. Two attempts were made to contact authors and comparisons were excluded when data were not made available (i.e., Baum & Boxley, 1983; Bodner, Ayalon, Avidor, & Palgi, 2017; Choi, DiNitto, & Kim, 2014; Kotter-Grühn, Neupert, et al., 2015; Mirucka, Bielecka, & Kisielewska, 2016; Mock & Eibach, 2011; Palgi, Ayalon, Avidor, & Bodner, 2017; Staats et al., 1993; Teuscher, 2009). The first author re-extracted all data a second time to ensure 100% reliability across the two independent data files.

Subjective age was calculated differently in various studies. As given in [Supplementary Table S1](#), some researchers calculated a discrepancy score between subjective age and chronological age (i.e., chronological age minus subjective age), whereas others calculated a proportional discrepancy score (i.e., chronological age minus subjective age, divided by chronological age). Some researchers reported subjective age as a raw score in years. All data were coded so that a higher score indicates a younger subjective age. That is, a greater difference between chronological and a younger subjective age, or a larger proportional discrepancy score. Raw scores were reversed so that a higher (rather than lower) score indicated a younger subjective age. Thus, a positive effect reflects a positive association between subjective age (i.e., a younger subjective age) and better development outcomes. A negative effect indicates the opposite.

Studies were excluded based on how the subjective age item was operationalized. For example, one included a composite score of subjective age, which combined results of feel-age, do-age, look-age, and interest-age (i.e., Stephan,

Caudroit, & Chalabaev, 2011). Another study did not provide a continuous score for subjective age (i.e., Ayalon, Palgi, Avidor, & Bodner, 2016). Two studies were excluded that measured changes in subjective age as a result of testing or feedback and did not provide baseline correlations between subjective age and an outcome measure (i.e., Geraci, De Forrest, Hughes, Saenz, & Tirso, 2017; Hughes, Geraci, & De Forrest, 2013).

Two articles included independent data from three different samples (i.e., Stephan, Sutin, Bayard, & Terracciano, 2017; Stephan, Sutin, & Terracciano, 2018): one from the HRS, one from the Midlife in United States Survey (MIDUS), and one from the National Health and Aging Trends Survey (NHATS), each. Seven studies reported data from the HRS data set, nine studies reported data from the MIDUS data set, and three reported data from the NHATS data set. In order to avoid overestimation effects, we created a composite score for each of these three datasets. This meant that there was only one overall HRS effect size estimate, only one overall MIDUS effect size estimate, and only one overall NHATS effect size estimate. One study by Westerhof and Barrett (2005) examined two longitudinal samples in conjunction, one from the MIDUS, and one from the German Aging Survey. Correlations were aggregated across the two samples; hence the current meta-analysis will treat this study as independent. For longitudinal studies (e.g., Segel-Karpas & Palgi, 2017; Stephan et al., 2014; Stephan et al., 2016), the initial baseline measurements were used in the meta-analysis to maintain consistency with cross-sectional findings. One exception was a longitudinal study for which we included the average correlation across 8 days as these were the only data available (i.e., Bellingtier et al., 2017).

Data Analyses

A random-effects model was used to account for variances that occur due to chance, sampling error, or heterogeneity, thereby allowing the findings to generalize beyond the studies included in the meta-analysis (Borenstein, Hedges, Higgins, & Rothstein, 2011; Field & Gillet, 2010). Heterogeneity among the effect sizes was examined using the I^2 statistic. Heterogeneity is defined as low ($I^2 = 25\%$), moderate ($I^2 = 50\%$), or high ($I^2 = 75\%$). If I^2 is near zero, this would mean that almost all the observed variance is spurious, whereas an I^2 near 100% assumes that most of the observed variance is real (Higgins, Thompson, Deeks, & Altman, 2003). A positive correlation indicates that better scores on the measures of cognition, depression, and subjective well-being are associated with a younger subjective age, whereas negative correlations represent the opposite.

Analyses were carried out using the software Comprehensive Meta-Analysis Version 3.3.07 (CMA; Borenstein, Hedges, Higgins, & Rothstein, 2013). We first calculated a composite effect for each independent study to determine the overall correlation between subjective

age and measures of cognition, depression, and subjective well-being. These composite effects were calculated assuming a conservative correlation of 1.0 between measures. The correlation coefficients were converted into Fisher's Z, so that all correlations could become a standardized metric to compare across various studies (Borenstein et al., 2011; Field & Gillett, 2010). We initially performed an analysis to estimate the overall correlation between subjective age and all of the combined outcome measures of interest.

The next step was to test whether any heterogeneity in the overall correlation could be explained by type of outcome, culture, or subjective age scoring. If an independent data set included more than one measure of the same outcome (e.g., a measure of positive affect and life satisfaction to represent subjective well-being), we first computed a composite effect size accounting for a conservative correlation of 1.0 between these measures. Where a single study contributed to more than one outcome variable (e.g., a depressive symptom measure and a measure of cognitive performance), we divided N by the number of outcomes in order to reduce the impact on the overall effect size (Higgins & Green, 2011). Moderator analyses in CMA were conducted to examine whether the mean correlations between subjective age and the developmental outcomes differed as a function of type of outcome, culture, and subjective age scoring. Meta-regression examined the influence of mean chronological age and gender on the association of subjective age with the combined developmental outcomes.

Publication Bias and Outliers

The trim and fill method (Duval & Tweedie, 2000) was used to identify potential publication bias. No studies needed to be trimmed out or imputed to improve symmetry. We also used the p -curve web application (<https://p-curve.com/app>) to conduct p -curve tests to identify whether the selective reporting of results is responsible for significant effects in the published literature (Simonsohn, Nelson, & Simmons, 2014). The p -curve analysis assumes that each unit entered is statistically independent from the other. If studies reported multiple effect sizes, Simonsohn and colleagues (2014) recommended adhering to a prespecified selection rule for the first and second analyses. We, therefore, randomly selected one effect size from each study for the primary analysis and then randomly selected a different effect size for the robustness analysis in the second analysis. The results of the primary p -curve analysis are presented in Figure 1. The results of the half p -curve test, $Z = -33.55, p < .0001$, and the full p -curve test, $Z = -33.2, p < .0001$, suggest that the p -curve is significantly right-skewed, indicating that these studies were not likely to have been selectively reporting statistically significant findings. These results were further verified with the robustness analysis (half p -curve: $Z = -31.21, p < .0001$; full p -curve: $Z = -30.94, p < .0001$). Both the primary and secondary (robustness) analyses estimated that

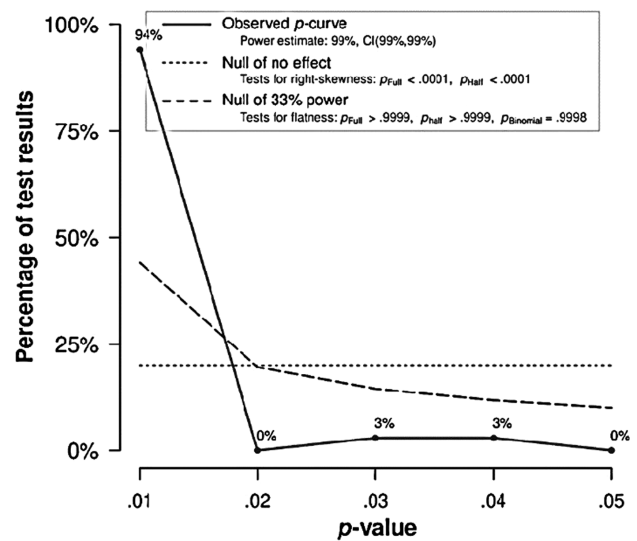


Figure 1. Primary p -curve analysis

after correcting for selective reporting, the included studies had an estimated power of 99%.

There were no outliers, as classified by effect sizes with a standardized residual z -score greater than 3 (Viechtbauer & Cheung, 2010), that were identified in the current meta-analysis.

Results

Study Selection and Characteristics

A flow diagram depicts the screening process (Supplementary Figure S1). The initial literature search resulted in 714 articles from PsycINFO, 931 from Scopus, and 801 from Web of Science. After merging the databases, 1,367 duplicates and 88 non-English articles were removed, leaving a total of 991 articles to review. A further 898 studies were removed based on the first phase screening of the title and abstract, followed by a further 75 in the full-text assessment based on eligibility criteria. The forward and backward citation search identified an additional 17 articles for inclusion. The resulting 35 articles included 40 data sets, seven of which were combined into a composite measure for the HRS, nine which were combined to represent the MIDUS, and three were combined to represent the NHATS. Thus, a total of 24 independent data sets were analyzed in the meta-analysis. Included studies are indicated by an asterisk in the reference section.

The number of participants, mean age, origin of sample, subjective age scoring, and measures that were used in each study are provided in Supplementary Table S1. It should be noted that each study that used data from either the HRS, MIDUS, or NHATS used their own inclusion criteria for their study sample and may have used data from different waves of each survey. In this meta-analysis, we dealt with these data by calculating an average of both sample size and mean chronological age collapsed across

all studies included within each of the HRS, MIDUS, and NHATS. Thus, the HRS contributed 7,099 adults, whereas the MIDUS contributed 2,608 adults, and the NHATS contributed 4,766 adults. The remaining studies contributed 30,856 adults. The total number of adults included in the meta-analysis was 45,329.

Overall Association Between Subjective Age and the Combined Outcomes

Overall, the correlation between subjective age and the combined measures of subjective well-being, depression, and cognition, was positive and significant, $k = 24$, $r = .18$, 95% CI = [.15, .21]. Thus, a younger subjective age was associated with enhanced subjective well-being and cognitive performance and reduced depressive symptoms (Figure 2). However, there was high heterogeneity among the studies that contributed to this effect, $I^2 = 89.47$.

A power analysis revealed that the large average sample size ($n = 1,889$) across the 24 independent data sets had 100% power to detect a small effect ($d = 0.2$), regardless of having low or high heterogeneity (Valentine, Pigott, & Rothstein, 2010).

Moderator Analyses

The following analyses examined whether the type of outcome (cognition vs depression vs well-being), culture (individualist vs collectivist), or subjective age scoring (discrepancy vs proportional discrepancy) moderated the association between subjective age and the developmental outcomes. Consistent with Bailey and Leon (2019), each

level of a moderator required at least five effect sizes to be included in a moderator analysis.

Type of outcome

The average correlations (r) between subjective age and cognition ($k = 10$), subjective age and depression ($k = 13$), and subjective age and well-being ($k = 10$) were .14, 95% CI = [.08, .19], 0.20, 95% CI = [.15, .24], and 0.17, 95% CI = [.12, .22], respectively. However, the test of whether the correlations differed by outcome was not significant, $Q(2) = 3.04$, $p = .219$ (Figure 3).

Culture

The average correlations (r) between subjective age and the combined developmental outcomes for collectivist countries ($k = 6$) and individualist countries ($k = 15$) were .24, 95% CI = [.18, .30], and .16, 95% CI = [.11, .20], respectively (Figure 4). The test of whether the overall effect differed depending on culture was significant, $Q(1) = 4.72$, $p = .030$, indicating that the overall effect was stronger in collectivist cultures than individualist cultures. Note that three Israeli samples were excluded from this analysis because Israel includes a unique mix of both individualist and collectivist cultures.

Subjective age scoring

The HRS and MIDUS data sets were excluded from this analysis as different studies within this dataset calculated subjective age differently. There were only two studies using raw scores and both were therefore excluded. The average correlations (r) between subjective age and the combined developmental outcomes for discrepancy scores

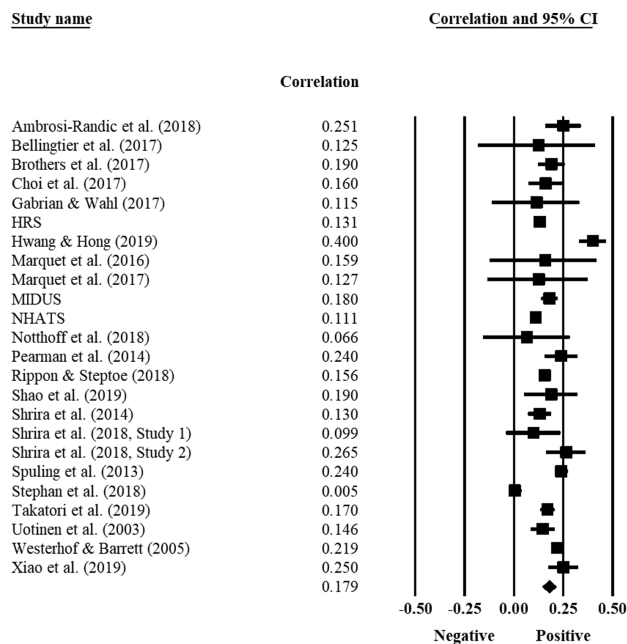


Figure 2. Overall meta-analysis, $k = 24$.

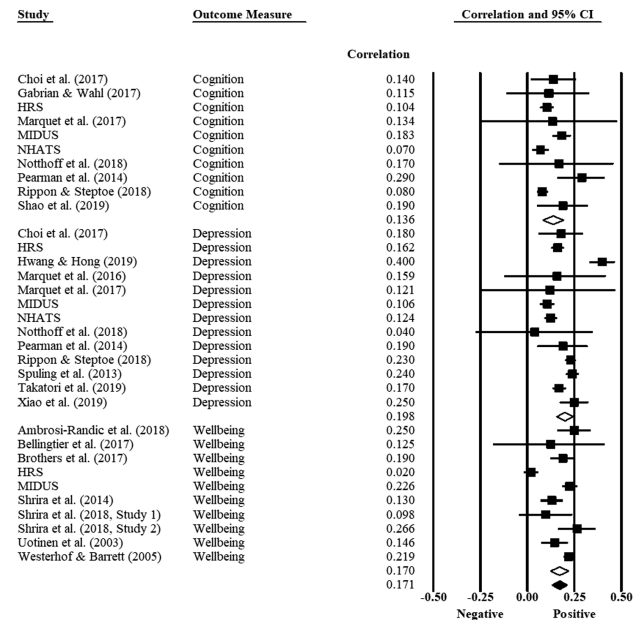


Figure 3. Separate correlations between subjective age and cognition ($k = 10$), depression ($k = 13$), and subjective well-being ($k = 10$).

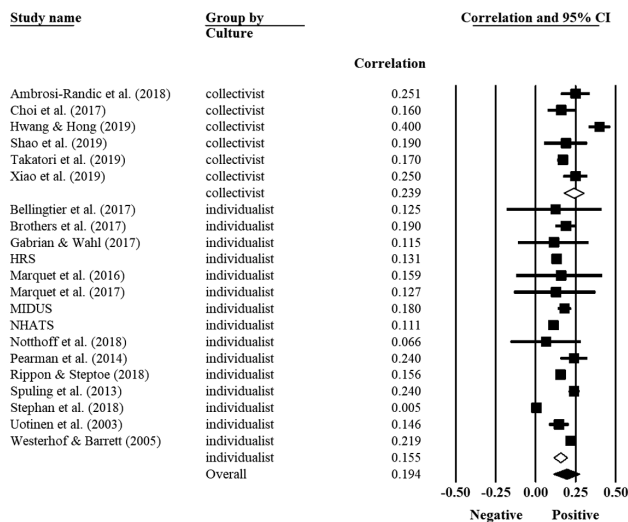


Figure 4. Moderation of the association between subjective age and the combined outcomes by collectivist versus individualist culture.

($k = 6$), and proportional discrepancy scores ($k = 14$) were .18, 95% CI = [.11, .25], and 0.17, 95% CI = [.13, .22], respectively. However, the test of whether the correlations differed by type of scoring was not significant, $Q(1) = 0.06$, $p = .800$.

Meta-Regression Analyses

The following analyses examined whether some of the variations in effect size could be explained by the mean chronological age or proportion of females in each independent sample.

Mean chronological age

In a regression model that included the intercept and Mean Chronological Age as the predictors ($k = 23$; these data were missing for Uotinen et al., 2003), mean chronological age across samples ($M = 67.41$ years, $SD = 7.64$, range 53.01 to 83.33 years) did not have any impact on the model, $Q = 0.08$, $p = .773$.

Gender

In a regression model that included the intercept and Proportion Female as the predictors ($k = 24$), proportion female ($M = 0.58$, $SD = 0.10$, range 0.38 to 0.91) did not have any impact on the model, $Q = 0.56$, $p = .455$.

Discussion

The current systematic review and meta-analysis show a small but significant correlation between a younger subjective age and better outcomes averaged across the measures of subjective well-being, cognitive performance, and depression. Further analysis shows that each of the three outcomes is significantly correlated with subjective age, and none more strongly than the other. The overall relationship

between subjective age and the combined measures of subjective well-being, cognition, and depression, across the 24 independent datasets, was moderated by culture, but not type of outcome, subjective age scoring, mean chronological age, or gender.

Subjective Age and Developmental Outcomes

The current meta-analysis identified small but significant associations between subjective age and 10 independent data sets measuring subjective well-being, 13 independent data sets measuring depression, and 10 independent data sets assessing cognition. These three separate associations were of equivalent magnitude. According to the psychosocial perspective of subjective aging and resilience theory, older adults confronted with negative age stereotypes assimilate with younger, middle-aged adults as a self-protective strategy (Pinguart, 2002). According to Levy's (2009) stereotype embodiment theory, this rejection of negative age stereotypes should be associated with improved cognitive and physical functioning. The current data suggest that this occurs just as readily for subjective well-being and depression as for cognition. Alternatively, the similar associations between subjective age and the various outcomes may be explained, at least in part, by the biopsychosocial perspective of subjective aging. Older adults who are more physically healthy are likely to both feel younger and have improved cognition and well-being (Stephan et al., 2015; Stephan, Sutin, Luchetti, et al., 2017). Similarly, feeling younger may improve well-being and cognition, which then improves health and longevity (Stephan et al., 2014; Westerhof et al., 2014).

While the current meta-analysis examined only cross-sectional data, the findings are consistent with existing longitudinal studies showing that feeling increasingly younger over a 4-year period leads to better physical and mental health (Bodner et al., 2017). The current results suggest that promoting youthful age identities may encourage better mental health in terms of reduced depressive symptoms and improved subjective well-being and better cognitive performance in later life. This would be consistent with preliminary studies showing that subjective age is malleable (e.g., Geraci et al., 2017; Hughes et al., 2013; Kotter-Grühn, Neupert, et al., 2015). It is also important to again highlight that these effects may be bi-directional, such that a younger subjective age may improve cognition and well-being, or vice versa.

The finding that subjective age was associated with the combined outcomes more strongly among collectivist than individualist cultures was not expected. It was predicted that older adults from individualist cultures would demonstrate the stronger association due to being more youth-oriented (Hess et al., 2017). However, the current data align with a meta-analysis showing that, relative to Western (i.e., individualist) cultures, Eastern (i.e., collectivist) cultures hold significantly greater negative attitudes towards

aging overall (North & Fiske, 2015). The authors suggested that this might be because, relative to Western countries, Eastern countries have experienced more rapid population aging in the past couple of decades. This, in turn, may have placed pressure on societal resources and increased burden on younger generations to care for older adults. Hence, more negative attitudes towards older adults in collectivist cultures may have increased the salience of age for older adults' self-concept, leading to attempts to eschew the negative implications of aging by adopting a younger subjective age (Pinquart, 2002).

The other potential moderators examined in the current meta-analysis did not influence the association between subjective age and the combined outcomes. For example, there was no evidence that the scoring of subjective age (discrepancy vs proportional discrepancy) influenced the association. There may be differences when comparing raw scores to discrepancy scores, as the former does not take into account chronological age. However, only two studies included in the current meta-analysis used raw scores to index subjective age and thus could not contribute to analyses.

A previous meta-analysis of longitudinal data showed that samples with a younger mean chronological age (ranging from 57 to 85 years) demonstrated a stronger effect of subjective age on health and longevity (Westerhof et al., 2014). In the current meta-analysis, the association between a younger subjective age and better well-being and cognitive outcomes remained the same regardless of mean chronological age (ranging from 53 to 83 years). These contradictory findings in the two meta-analyses may reflect methodological differences such as the longitudinal versus cross-sectional designs and the differing outcome measures. Nevertheless, the current finding aligns with the idea that subjective age represents a unique and informative marker of development that is distinct from chronological age (Kotter-Grühn, Kornadt, et al., 2015).

Previous research has presented a mixed picture as to whether subjective age differs for older men and women (e.g., Pinquart & Sörensen, 2001; Stephan et al., 2014). The current data suggest that gender (i.e., proportion female ranging from 0.38 to 0.91 across samples) was not a moderator of the association between subjective age and the developmental outcomes. This suggests that, at least in relation to the outcomes measured, feeling "old" may not present as more of a threat to older women than men, as suggested by Pinquart and Sörensen (2001).

Limitations and Future Directions

Meta-analyses risk yielding published papers that only demonstrate "positive" results with significant findings (Walker et al., 2008). These studies are likely to overestimate true effects. This potential limitation was offset in the current meta-analysis by making a call for unpublished data and

by conducting statistical tests that helped to rule out publication bias and *p*-hacking. A further potential limitation of the current study is that measurements included within each type of outcome were not all consistent. For example, the meta-analysis included broad and varied measures of cognition. Due to an insufficient number of studies assessing individual domains of cognition, it was not possible to perform analyses to determine whether subjective age was more strongly associated with certain cognitive domains than others. Similarly, we could not assess whether culture, type of subjective age scoring, chronological age, or gender might moderate the association between subjective age and individual (rather than combined) outcomes. These questions should be addressed in future research.

Despite early advocacy for a multidimensional approach to the study of subjective aging (e.g., Kastenbaum, Derbin, Sabatini, & Artt, 1972), most studies have continued to employ a unidimensional approach in assessing how old a person feels. This might fail to capture complexities in the broader experience of subjective age because felt age might only be tapping into health and physical aging, rather than other domains that are relevant to the aging process (Kornadt, Hess, Voss, & Rothermund, 2018). This might also explain why the current meta-analysis only identified small correlations between subjective age and the outcome measures of well-being, depression, and cognition.

Most existing studies of subjective age are cross-sectional, which prevents causal interpretation of the observed relationships. Longitudinal studies are needed that provide not only descriptions of how subjective age changes over multiple life decades, but also estimates of variability around the patterns of social and psychological factors that produce these changes (Barrett & Montepare, 2015). Future studies should also begin assessing more diverse samples of older adults in order to test whether the current findings with cognitively healthy community-dwelling older adults extend more broadly.

Conclusion

Overall, the empirical literature reviewed in the current meta-analysis converges to support the conclusion that a younger subjective age is associated with better outcomes in relation to subjective well-being, cognitive performance, and depressive symptoms among adults aged 40 years or more. Notably, this association was shown to be stronger among collectivist than individualist cultures. Type of outcome, subjective age scoring, chronological age, and gender did not moderate the relationship between subjective age and the outcomes of interest. Consistent with the biopsychosocial perspective, the small yet significant overall effect size suggests subjective age may be a distal predictor of developmental outcomes (cognition, well-being, and depression) through more proximal pathways such as health and biology.

Supplementary Material

Supplementary data are available at *The Journals of Gerontology, Series B: Psychological Sciences and Social Sciences* online.

Funding

This work was supported by Australian Research Council's *Discovery Projects* funding scheme (project number DP200100876).

Conflict of Interest

None reported.

References

References marked with an asterisk indicate studies included in the meta-analysis.

- *Ambrosi-Randić, N., Nekić, M., & Junaković, I. (2018). Felt age, desired, and expected lifetime in the context of health, well-being, and successful aging. *International Journal of Aging and Human Development*, *87*, 33–51. doi:10.1177/0091415017720888
- Ayalon, L., Palgi, Y., Avidor, S., & Bodner, E. (2016). Accelerated increase and decrease in subjective age as a function of changes in loneliness and objective social indicators over a four-year period: Results from the health and retirement study. *Aging & Mental Health*, *20*, 743–751. doi:10.1080/13607863.2015.1035696
- Bailey, P. E., & Leon, T. (2019). A systematic review and meta-analysis of age-related differences in trust. *Psychology and Aging*, *34*, 674–685. doi:10.1037/pag0000368
- Barak, B. (2009). Age identity: A cross-cultural global approach. *International Journal of Behavioral Development*, *33*, 2–11. doi:10.1177/0165025408099485
- Barrett, A. E., & Montepare, J. M. (2015). "It's about time": Applying life span and life course perspectives to the study of subjective age. In M. Diehl & H. W. Wahl (Eds.), *Annual Review of Gerontology and Geriatrics: New Developments and Future Directions* (Vol. 35, pp. 55–78). New York, NY: Springer Publishing Co.
- Baum, S. K., & Boxley, R. L. (1983). Age identification in the elderly. *The Gerontologist*, *23*, 532–537. doi:10.1093/geront/23.5.532
- *Bellingtier, J. A., Neupert, S. D., & Kotter-Grühn, D. (2017). The combined effects of daily stressors and major life events on daily subjective ages. *The Journals of Gerontology. Series B, Psychological Sciences and Social Sciences*, *72*, 613–621. doi:10.1093/geronb/gbv101
- Bergland, A., Nicolaisen, M., & Thorsen, K. (2014). Predictors of subjective age in people aged 40–79 years: A five-year follow-up study. The impact of mastery, mental and physical health. *Aging & Mental Health*, *18*, 653–661. doi:10.1080/13607863.2013.869545
- Bodner, E., Ayalon, L., Avidor, S., & Palgi, Y. (2017). Accelerated increase and relative decrease in subjective age and changes in attitudes toward own aging over a 4-year period: Results from the Health and Retirement Study. *European Journal of Ageing*, *14*, 17–27. doi:10.1007/s10433-016-0383-2
- Borenstein, M., Hedges, L. V., & Higgins, J. P. T., Rothstein, H. R. (2011). *Introduction to meta-analysis*. Retrieved from <https://ebookcentral.proquest.com>
- Borenstein, M., Hedges, L., Higgins, J., & Rothstein, H. (2013). *Comprehensive Meta-Analysis Version 3.3.07* [Computer software]. Englewood, NJ: Biostat. Retrieved from <https://www.meta-analysis.com/>
- *Brothers, A., Miche, M., Wahl, H. W., & Diehl, M. (2017). Examination of associations among three distinct subjective aging constructs and their relevance for predicting developmental correlates. *The Journals of Gerontology. Series B, Psychological Sciences and Social Sciences*, *72*, 547–560. doi:10.1093/geronb/gbv085
- *Chen, Y. T., Holahan, C. K., Holahan, C. J., & Li, X. (2018). Leisure-time physical activity, subjective age, and self-rated memory in middle-aged and older adults. *International Journal of Aging & Human Development*, *87*, 377–391. doi:10.1177/0091415017752939
- Choi, N. G., DiNitto, D. M., & Kim, J. (2014). Discrepancy between chronological age and felt age: Age group difference in objective and subjective health as correlates. *Journal of Aging and Health*, *26*, 458–473. doi:10.1177/0898264314523449
- *Choi, E. Y., Kim, Y. S., Lee, H. Y., Shin, H. R., Park, S., & Cho, S. E. (2017). The moderating effect of subjective age on the association between depressive symptoms and cognitive functioning in Korean older adults. *Aging & Mental Health*, *21*, 1–8. doi:10.1080/13607863.2017.1390733
- Diener, E., & Ryan, K. (2009). Subjective well-being: A general overview. *South African Journal of Psychology*, *39*, 391–406. doi:10.1177/008124630903900402
- Duval, S., & Tweedie, R. (2000). A nonparametric "trim and fill" method of accounting for publication bias in meta-analysis. *Journal of the American Statistical Association*, *95*, 89–98. doi:10.1080/01621459.2000.10473905
- Field, A. P., & Gillett, R. (2010). How to do a meta-analysis. *The British Journal of Mathematical and Statistical Psychology*, *63*(Pt 3), 665–694. doi:10.1348/000711010X502733
- *Gabrian, M., & Wahl, H. W. (2017). Being slower, feeling older? Experimentally induced cognitive aging experiences have limited impact on subjective age. *European Journal of Ageing*, *14*, 179–188. doi:10.1007/s10433-016-0400-5
- Gendron, T. L., Inker, J., & Welleford, A. (2018). "How Old Do You Feel?" The difficulties and ethics of operationalizing subjective age. *The Gerontologist*, *58*, 618–624. doi:10.1093/geront/gnx098
- Geraci, L., De Forrest, R., Hughes, M., Saenz, G., & Tirso, R. (2017). The effect of cognitive testing and feedback on older adults' subjective age. *Neuropsychology, Development, and Cognition. Section B, Aging, Neuropsychology and Cognition*, *25*, 333–350. doi:10.1080/13825585.2017.1299853
- Hess, T. M., O'Brien, E. L., Voss, P., Kornadt, A. E., Rothermund, K., Fung, H. H., & Popham, L. E. (2017). Context influences on the relationship between views of aging and subjective age: The moderating role of culture and domain of functioning. *Psychology and Aging*, *32*, 419–431. doi:10.1037/pag0000181

- Higgins, J. P. T., & Green, S. (Eds.) (2011). *Cochrane handbook for systematic reviews of interventions*. Retrieved from https://handbook-5-1.cochrane.org/front_page.htm
- Higgins, J. P., Thompson, S. G., Deeks, J. J., & Altman, D. G. (2003). Measuring inconsistency in meta-analyses. *BMJ (Clinical Research ed.)*, *327*, 557–560. doi:10.1136/bmj.327.7414.557
- Hughes, M. L., Geraci, L., & De Forreest, R. L. (2013). Aging 5 years in 5 minutes: The effect of taking a memory test on older adults' subjective age. *Psychological Science*, *24*, 2481–2488. doi:10.1177/0956797613494853
- *Hughes, M. L., & Lachman, M. E. (2018). Social comparisons of health and cognitive functioning contribute to changes in subjective age. *The Journals of Gerontology. Series B, Psychological Sciences and Social Sciences*, *73*, 816–824. doi:10.1093/geronb/gbw044
- *Hülür, G., Hertzog, C., Pearman, A. M., & Gerstorff, D. (2015). Correlates and moderators of change in subjective memory and memory performance: Findings from the health and retirement study. *Gerontology*, *61*, 232–240. doi:10.1159/000369010
- *Hwang, Y., & Hong, G. S. (2019). Predictors of subjective age in community-dwelling older adults in Korea. *Geriatric Nursing (New York, N.Y.)*, *40*, 314–319. doi:10.1016/j.gerinurse.2018.11.008
- Kastenbaum, R., Derbin, V., Sabatini, P., & Artt, S. (1972). "The ages of me": Toward personal and interpersonal definitions of functional aging. *Aging and Human Development*, *3*, 197–211. doi:10.2190/TUJR-WTXK-866Q-8QU7
- *Keyes, C. L., & Westerhof, G. J. (2012). Chronological and subjective age differences in flourishing mental health and major depressive episode. *Aging & Mental Health*, *16*, 67–74. doi:10.1080/13607863.2011.596811
- Kornadt, A. E., Hess, T. M., Voss, P., & Rothermund, K. (2018). Subjective age across the life span: A differentiated, longitudinal approach. *The Journals of Gerontology. Series B, Psychological Sciences and Social Sciences*, *73*, 767–777. doi:10.1093/geronb/gbw072
- Kotter-Grühn, D., Kornadt, A. E., & Stephan, Y. (2015). Looking beyond chronological age: Current knowledge and future directions in the study of subjective age. *Gerontology*, *62*, 86–93. doi:10.1159/000438671
- Kotter-Grühn, D., Neupert, S. D., & Stephan, Y. (2015). Feeling old today? Daily health, stressors, and affect explain day-to-day variability in subjective age. *Psychology & Health*, *30*, 1470–1485. doi:10.1080/08870446.2015.1061130
- Levy, B. (2009). Stereotype embodiment: A psychosocial approach to aging. *Current Directions in Psychological Science*, *18*, 332–336. doi:10.1111/j.1467-8721.2009.01662.x
- *Marquet, M., Missotten, P., Dardenne, B., & Adam, S. (2019). Interactions between stereotype threat, subjective aging, and memory in older adults. *Neuropsychology, Development, and Cognition. Section B, Aging, Neuropsychology and Cognition*, *26*, 121–143. doi:10.1080/13825585.2017.1413166
- *Marquet, M., Missotten, P., Schroyen, S., van Sambeek, I., van den Akker, M., Van Den Broeke, C.,...Adam, S. (2016). A Validation of the French Version of the Attitudes to Aging Questionnaire (AAQ): Factor structure, reliability and validity. *Psychologica Belgica*, *56*, 80–100. doi:10.5334/pb.301
- Mirucka, B., Bielecka, U., & Kisielewska, M. (2016). Positive orientation, self-esteem, and satisfaction with life in the context of subjective age in older adults. *Personality and Individual Differences*, *99*, 206–210. doi:10.1016/j.paid.2016.05.010
- Mock, S. E., & Eibach, R. P. (2011). Aging attitudes moderate the effect of subjective age on psychological well-being: Evidence from a 10-year longitudinal study. *Psychology and Aging*, *26*, 979–986. doi:10.1037/a0023877
- Moher, D., Liberati, A., Tetzlaff, J., & Altman, D. G.; PRISMA Group. (2009). Preferred reporting items for systematic reviews and meta-analyses: The PRISMA statement. *PLOS Medicine*, *6*, e1000097. doi:10.1371/journal.pmed.1000097
- Montepare, J. M., & Lachman, M. E. (1989). "You're only as old as you feel": Self-perceptions of age, fears of aging, and life satisfaction from adolescence to old age. *Psychology and Aging*, *4*, 73–78. doi:10.1037//0882-7974.4.1.73
- North, M. S., & Fiske, S. T. (2015). Modern attitudes toward older adults in the aging world: A cross-cultural meta-analysis. *Psychological Bulletin*, *141*, 993–1021. doi:10.1037/a0039469
- *Notthoff, N., Drewelies, J., Kazanecka, P., Steinhagen-Thiessen, E., Norman, K., Düzel, S.,...Gerstorff, D. (2018). Feeling older, walking slower-but only if someone's watching. Subjective age is associated with walking speed in the laboratory, but not in real life. *European Journal of Ageing*, *15*, 425–433. doi:10.1007/s10433-017-0450-3
- Palgi, Y., Ayalon, L., Avidor, S., & Bodner, E. (2017). Changes in positive and negative affect as predictors of change in felt age: Results from the health and retirement study. *The Journal of Positive Psychology*, *12*, 605–612. doi:10.1080/17439760.2016.1221121
- *Pearman, A., Hertzog, C., & Gerstorff, D. (2014). Little evidence for links between memory complaints and memory performance in very old age: Longitudinal analyses from the Berlin Aging Study. *Psychology and Aging*, *29*, 828–842. doi:10.1037/a0037141
- Pinquart, M. (2002). Good news about the effects of bad old-age stereotypes. *Experimental Aging Research*, *28*, 317–336. doi:10.1080/03610730290080353
- Pinquart, M., & Sörensen, S. (2001). Gender differences in self-concept and psychological well-being in old age: A meta-analysis. *The Journals of Gerontology. Series B, Psychological Sciences and Social Sciences*, *56*(4), P195–P213. doi:10.1093/geronb/56.4.p195
- *Rippon, I., & Steptoe, A. (2018). Is the relationship between subjective age, depressive symptoms and activities of daily living bidirectional? *Social Science & Medicine (1982)*, *214*, 41–48. doi:10.1016/j.socscimed.2018.08.013
- Rubin, D. C., & Berntsen, D. (2006). People over forty feel 20% younger than their age: Subjective age across the lifespan. *Psychonomic Bulletin & Review*, *13*, 776–780. doi:10.3758/bf03193996
- *Segel-Karpas, D., & Palgi, Y. (2017). "It is nothing more than a senior moment": The moderating role of subjective age in the effect of change in memory on self-rated memory. *Aging and Mental Health*, *23*, 272–276. doi:10.1080/13607863.2017.1399350
- *Segel-Karpas, D., Palgi, Y., & Shrira, A. (2017). The reciprocal relationship between depression and physical morbidity: The role of subjective age. *Health Psychology*, *36*, 848–851. doi:10.1037/hea0000542
- *Shao, J., Zhang, L., Xiao, L., Li, X., & Li, J. (2019). Subjective age and memory performance among older Chinese adults: A moderated

- mediation model. *The International Journal of Aging and Human Development*. doi:10.1177/0091415019864596
- *Shrira, A., Bodner, E., & Palgi, Y. (2014). The interactive effect of subjective age and subjective distance-to-death on psychological distress of older adults. *Aging & Mental Health*, 18, 1066–1070. doi:10.1080/13607863.2014.915925
- *Shrira, A., Segel-Karpas, D., Bodner, E., & Palgi, Y. (2020). Subjective age and emotion covariation: Findings from two daily experience studies. *The Journals of Gerontology. Series B, Psychological Sciences and Social Sciences*, 75, 991–1000. doi:10.1093/geronb/gby125
- Simonsohn, U., Nelson, L. D., & Simmons, J. P. (2014). p-curve and effect size: Correcting for publication bias using only significant results. *Perspectives on Psychological Science*, 9, 666–681. doi:10.1177/1745691614553988
- Singh-Manoux, A., Kivimaki, M., Glymour, M. M., Elbaz, A., Berr, C., Ebmeier, K. P.,...Dugravot, A. (2012). Timing of onset of cognitive decline: Results from Whitehall II prospective cohort study. *BMJ (Clinical research ed.)*, 344, d7622. doi:10.1136/bmj.d7622
- *Spuling, S. M., Miche, M., Wurm, S., & Wahl, H.W. (2013). Exploring the causal interplay of subjective age and health dimensions in the second half of life: A cross-lagged panel analysis. *Zeitschrift Fur Gesundheitspsychologie*, 21, 5–15. doi:10.1026/0943-8149/a000084
- Staats, S., Heaphey, K., Miller, D., Partlo, C., Romine, N., & Stubbs, K. (1993). Subjective age and health perceptions of older persons: Maintaining the youthful bias in sickness and in health. *International Journal of Aging & Human Development*, 37, 191–203. doi:10.2190/373B-PJ6U-DWAA-4K03
- Stephan, Y., Caudroit, J., & Chalabaev, A. (2011). Subjective health and memory self-efficacy as mediators in the relation between subjective age and life satisfaction among older adults. *Aging & Mental Health*, 15, 428–436. doi:10.1080/13607863.2010.536138
- *Stephan, Y., Caudroit, J., Jaconelli, A., & Terracciano, A. (2014). Subjective age and cognitive functioning: A 10-year prospective study. *The American Journal of Geriatric Psychiatry*, 22, 1180–1187. doi:10.1016/j.jagp.2013.03.007
- *Stephan, Y., Sutin, A. R., Bayard, S., & Terracciano, A. (2017). Subjective age and sleep in middle-aged and older adults. *Psychology & Health*, 32, 1140–1151. doi:10.1080/08870446.2017.1324971
- *Stephan, Y., Sutin, A. R., Caudroit, J., & Terracciano, A. (2016). Subjective age and changes in memory in older adults. *The Journals of Gerontology. Series B, Psychological Sciences and Social Sciences*, 71, 675–683. doi:10.1093/geronb/gbv010
- *Stephan, Y., Sutin, A. R., Kornadt, A., Caudroit, J., & Terracciano, A. (2018). Higher IQ in adolescence is related to a younger subjective age in later life: Findings from the Wisconsin Longitudinal Study. *Intelligence*, 69, 195–199. doi:10.1016/j.intell.2018.06.006
- *Stephan, Y., Sutin, A. R., Kornadt, A., & Terracciano, A. (2019). Polygenic scores for education, health, and personality as predictors of subjective age among older individuals of European ancestry: Evidence from the Health and Retirement Study. *Psychology and Aging*, 34, 139–144. doi:10.1037/pag0000283
- *Stephan, Y., Sutin, A. R., Luchetti, M., & Terracciano, A. (2017). Feeling older and the development of cognitive impairment and dementia. *The Journals of Gerontology. Series B, Psychological Sciences and Social Sciences*, 72, 966–973. doi:10.1093/geronb/gbw085
- *Stephan, Y., Sutin, A. R., Luchetti, M., & Terracciano, A. (2018). Subjective age and risk of incident dementia: Evidence from the National Health and Aging Trends survey. *Journal of Psychiatric Research*, 100, 1–4. doi:10.1016/j.jpsychires.2018.02.008
- Stephan, Y., Sutin, A. R., & Terracciano, A. (2015). How old do you feel? The role of age discrimination and biological aging in subjective age. *PLoS ONE*, 10, e0119293. doi:10.1371/journal.pone.0119293
- *Stephan, Y., Sutin, A. R., & Terracciano, A. (2018). Subjective age and mortality in three longitudinal samples. *Psychosomatic Medicine*, 80, 659–664. doi:10.1097/PSY.0000000000000613
- *Takatori, K., Matsumoto, D., Miyazaki, M., Yamasaki, N., & Moon, J. S. (2019). The difference between self-perceived and chronological age in the elderly may correlate with general health, personality and the practice of good health behavior: A cross-sectional study. *Archives of Gerontology and Geriatrics*, 83, 13–19. doi:10.1016/j.archger.2019.03.009
- Teuscher, U. (2009). Subjective age bias: A motivational and information processing approach. *International Journal of Behavioral Development*, 33, 22–31. doi:10.1177/0165025408099487
- Thyagarajan, B., Shippee, N., Parsons, H., Vivek, S., Crimmins, E., Faul, J., & Shippee, T. (2019). How does subjective age get “Under the Skin”? The association between biomarkers and feeling older or younger than one’s age: The Health and Retirement Study. *Innovation in Aging*, 3, igz035. doi:10.1093/geroni/igz035
- *Uotinen, V., Suutama, T., & Ruoppila, I. (2003). Age identification in the framework of successful aging. A study of older Finnish people. *International Journal of Aging & Human Development*, 56, 173–195. doi:10.2190/6939-6W88-P2XX-GUQW
- Valentine, J. C., Pigott, T. D., & Rothstein, H. R. (2010). How many studies do you need? A primer on statistical power for meta-analysis. *Journal of Educational and Behavioral Statistics*, 35, 215–247. doi:10.3102/1076998609346961
- Viechtbauer, W., & Cheung, M. W. (2010). Outlier and influence diagnostics for meta-analysis. *Research Synthesis Methods*, 1, 112–125. doi:10.1002/jrsm.11
- Walker, E., Hernandez, A. V., & Kattan, M. W. (2008). Meta-analysis: Its strengths and limitations. *Cleveland Clinic Journal of Medicine*, 75, 431–439. doi:10.3949/ccjm.75.6.431
- *Ward, R. A. (2010). How old am I? Perceived age in middle and later life. *International Journal of Aging & Human Development*, 71, 167–184. doi:10.2190/AG.71.3.a
- Weiss, D., & Freund, A. M. (2012). Still young at heart: Negative age-related information motivates distancing from same-aged people. *Psychology and Aging*, 27, 173–180. doi:10.1037/a0024819
- Weiss, D., & Lang, F. R. (2012). “They” are old but “I” feel younger: Age-group dissociation as a self-protective strategy in old age. *Psychology and Aging*, 27, 153–163. doi:10.1037/a0024887
- *Westerhof, G. J., & Barrett, A. E. (2005). Age identity and subjective well-being: A comparison of the United States and Germany. *The Journals of Gerontology. Series B, Psychological Sciences and Social Sciences*, 60, S129–S136. doi:10.1093/geronb/60.3.s129

- Westerhof, G. J., Miche, M., Brothers, A. F., Barrett, A. E., Diehl, M., Montepare, J. M.,...Wurm, S. (2014). The influence of subjective aging on health and longevity: A meta-analysis of longitudinal data. *Psychology and Aging, 29*, 793–802. doi:[10.1037/a0038016](https://doi.org/10.1037/a0038016)
- *Xiao, L., Yang, H., Du, W., Lei, H., Wang, Z., & Shao, J. (2019). Subjective age and depressive symptoms among Chinese older adults: A moderated mediation model of perceived control and self-perceptions of aging. *Psychiatry Research, 271*, 114–120. doi:[10.1016/j.psychres.2018.11.034](https://doi.org/10.1016/j.psychres.2018.11.034)
- *Zee, K. S., & Weiss, D. (2019). High-quality relationships strengthen the benefits of a younger subjective age across adulthood. *Psychology and Aging, 34*, 374–388. doi:[10.1037/pag0000349](https://doi.org/10.1037/pag0000349)